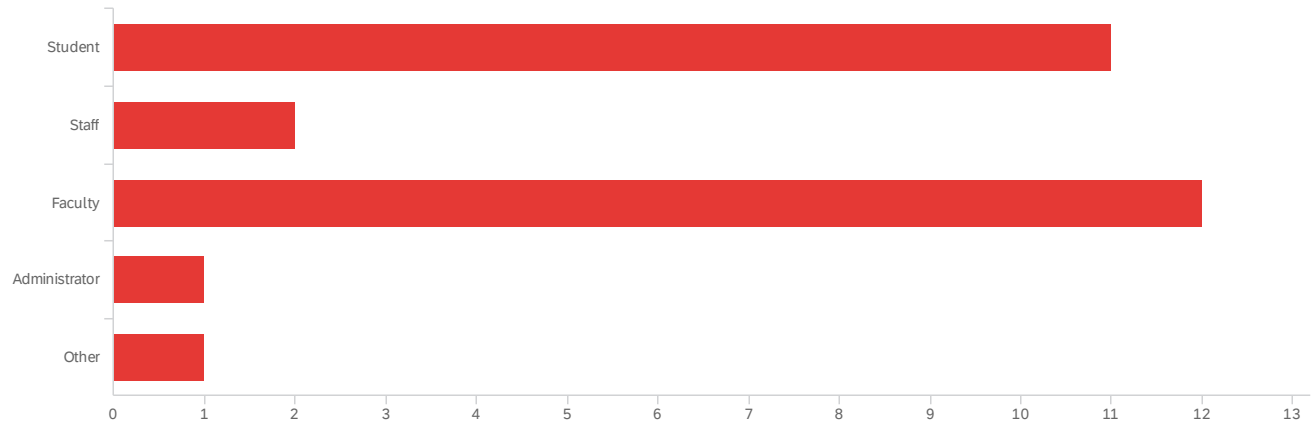


Summary Report

UHWO WSCUC IRR Feedback Survey

May 1, 2021 9:05 AM HST

Q1 - What is your current role at UH West O'ahu? (optional)



#	Field	Minimum	Maximum	Mean	Std Deviation	Variance	Count
1	What is your current role at UH West O'ahu? (optional) - Selected Choice	1.00	5.00	2.22	1.13	1.28	27

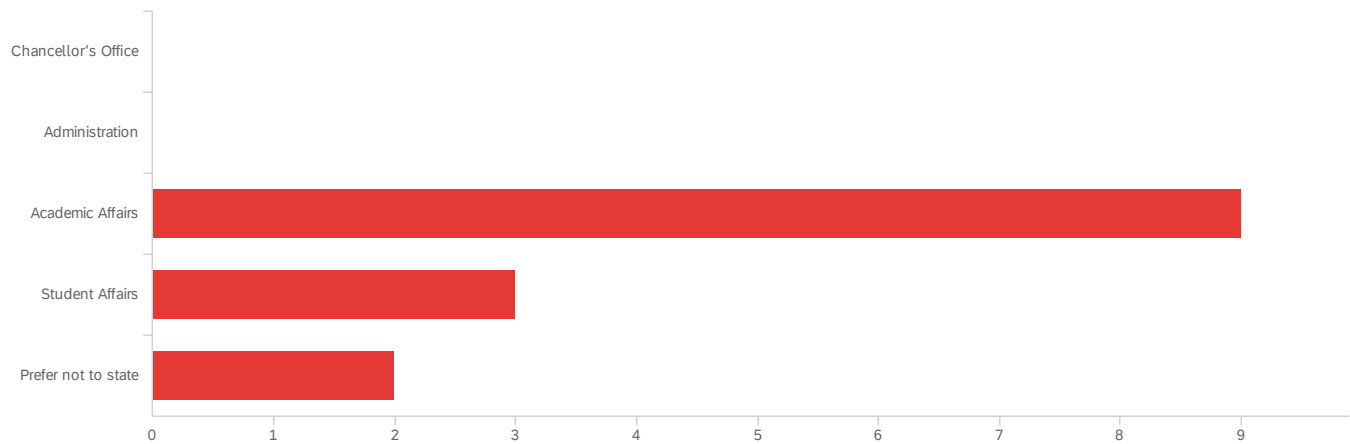
#	Field	Choice Count
1	Student	40.74% 11
2	Staff	7.41% 2
3	Faculty	44.44% 12
4	Administrator	3.70% 1
5	Other	3.70% 1
		27

Showing rows 1 - 6 of 6

Q2_5_TEXT - Other

Other

Q2 - Please indicate your unit affiliation at UH West O‘ahu.



#	Field	Minimum	Maximum	Mean	Std Deviation	Variance	Count
1	Please indicate your unit affiliation at UH West O‘ahu.	3.00	5.00	3.50	0.73	0.54	14

#	Field	Choice Count
1	Chancellor's Office	0.00% 0
2	Administration	0.00% 0
3	Academic Affairs	64.29% 9
4	Student Affairs	21.43% 3
5	Prefer not to state	14.29% 2
		14

Showing rows 1 - 6 of 6

Q3 - How accurately does the draft of the IRR describe UH West O'ahu?

#	Field	Minimum	Maximum	Mean	Std Deviation	Variance	Count
1	IRR Accuracy	4.00	10.00	7.78	2.25	5.06	9

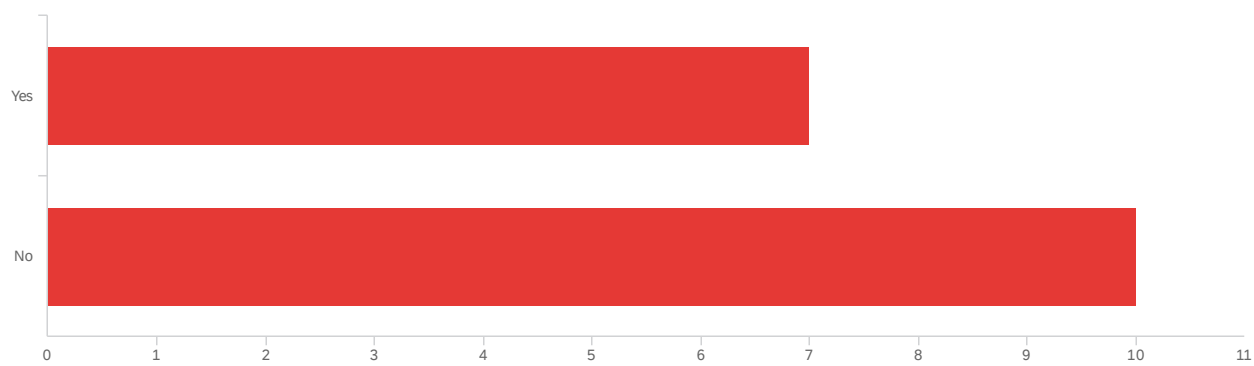
Q4 - How effectively does the draft of the IRR reflect UH West O'ahu?

#	Field	Minimum	Maximum	Mean	Std Deviation	Variance	Count
1	IRR Efficacy	3.00	10.00	7.78	2.57	6.62	9

Q5 - WSCUC values transparency of the institution with WSCUC. How transparent is the draft of the IRR?

#	Field	Minimum	Maximum	Mean	Std Deviation	Variance	Count
1	IRR Transparency	4.00	10.00	7.75	2.28	5.19	8

Q6 - Do you wish to add feedback on any of the components of the IRR?



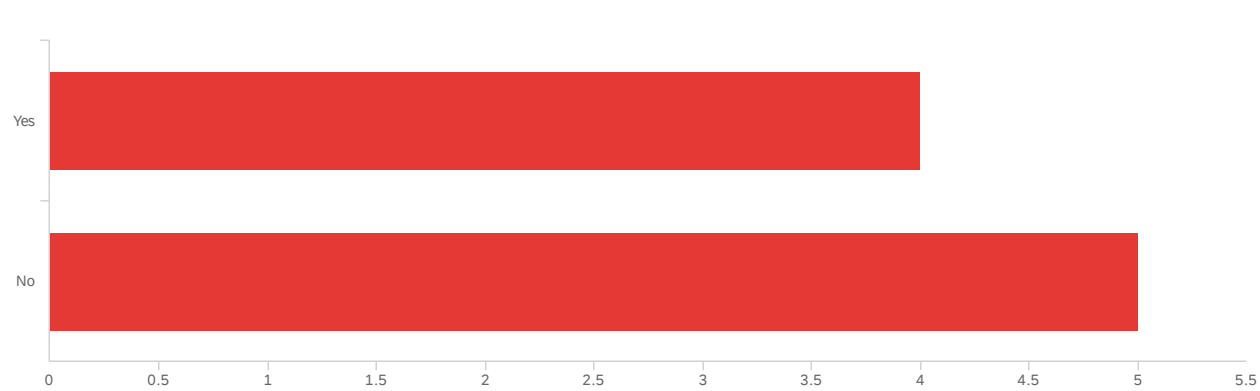
#	Field	Minimum	Maximum	Mean	Std Deviation	Variance	Count
1	Do you wish to add feedback on any of the components of the IRR?	1.00	2.00	1.59	0.49	0.24	17

#	Field	Choice Count
1	Yes	41.18% 7
2	No	58.82% 10

17

Showing rows 1 - 3 of 3

Q7 - Do you wish to provide feedback on Component 1?



#	Field	Minimum	Maximum	Mean	Std Deviation	Variance	Count
1	Do you wish to provide feedback on Component 1?	1.00	2.00	1.56	0.50	0.25	9

#	Field	Choice Count
1	Yes	44.44% 4
2	No	55.56% 5

9

Showing rows 1 - 3 of 3

Q8 - How accurately has the draft of the IRR addressed the objective of Component 1?

#	Field	Minimum	Maximum	Mean	Std Deviation	Variance	Count
1	Accuracy - Comp. 1	5.00	10.00	7.50	2.50	6.25	2

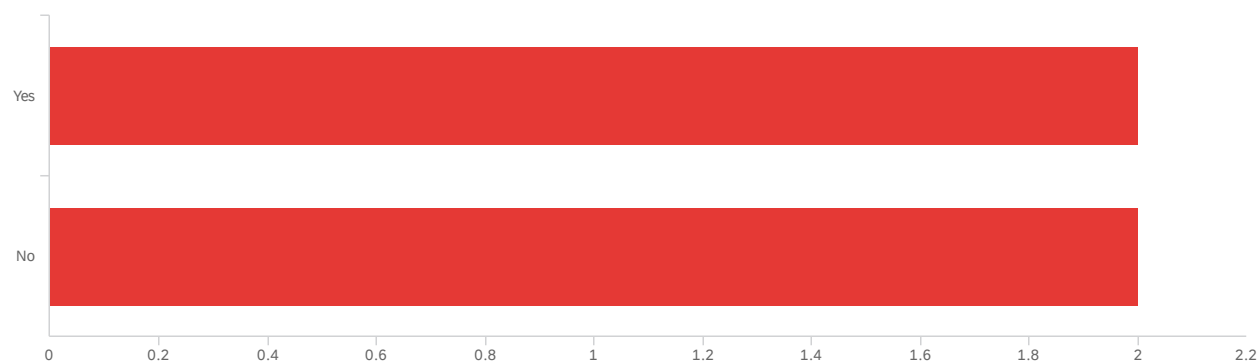
Q9 - How effectively has the draft of the IRR addressed the objective of Component 1?

#	Field	Minimum	Maximum	Mean	Std Deviation	Variance	Count
1	Efficacy - Comp. 1	5.00	10.00	7.50	2.50	6.25	2

Q10 - WSCUC values transparency of the institution with WSCUC. How transparent is Component 1?

#	Field	Minimum	Maximum	Mean	Std Deviation	Variance	Count
1	Transparency - Comp. 1	5.00	5.00	5.00	0.00	0.00	1

Q11 - Do you wish to provide feedback on any other components of the IRR?



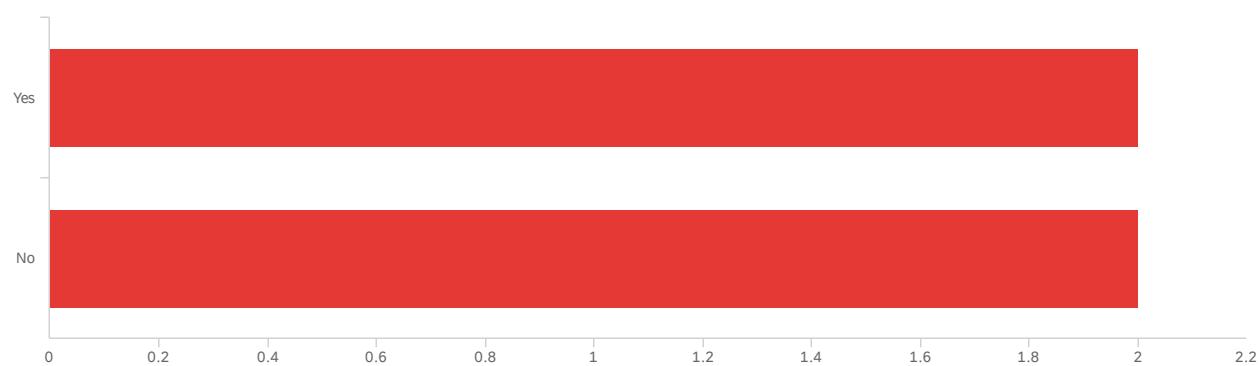
#	Field	Minimum	Maximum	Mean	Std Deviation	Variance	Count
1	Do you wish to provide feedback on any other components of the IRR?	1.00	2.00	1.50	0.50	0.25	4

#	Field	Choice Count
1	Yes	50.00% 2
2	No	50.00% 2

4

Showing rows 1 - 3 of 3

Q12 - Do you wish to provide feedback on Component 2 of the IRR draft?



#	Field	Minimum	Maximum	Mean	Std Deviation	Variance	Count
1	Do you wish to provide feedback on Component 2 of the IRR draft?	1.00	2.00	1.50	0.50	0.25	4

#	Field	Choice Count
1	Yes	50.00% 2
2	No	50.00% 2

4

Showing rows 1 - 3 of 3

Q13 - How accurately has the draft IRR addressed the objectives of Component 2?

#	Field	Minimum	Maximum	Mean	Std Deviation	Variance	Count
1	Accuracy Comp 2	5.00	5.00	5.00	0.00	0.00	1

Q14 - How effectively has the draft of the IRR addressed the objective of Component 2?

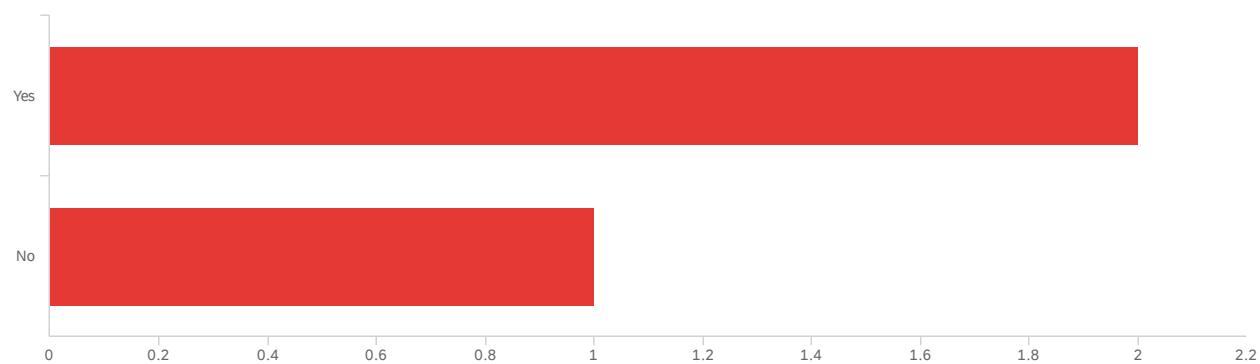
#	Field	Minimum	Maximum	Mean	Std Deviation	Variance	Count
1	Efficacy - Comp. 2	5.00	5.00	5.00	0.00	0.00	1

Q15 - WSCUC values transparency of the institution with WSCUC. How transparent is

Component 2?

#	Field	Minimum	Maximum	Mean	Std Deviation	Variance	Count
1	Transparency - Comp. 2	5.00	5.00	5.00	0.00	0.00	1

Q16 - Do you wish to provide feedback on any other components of the IRR?



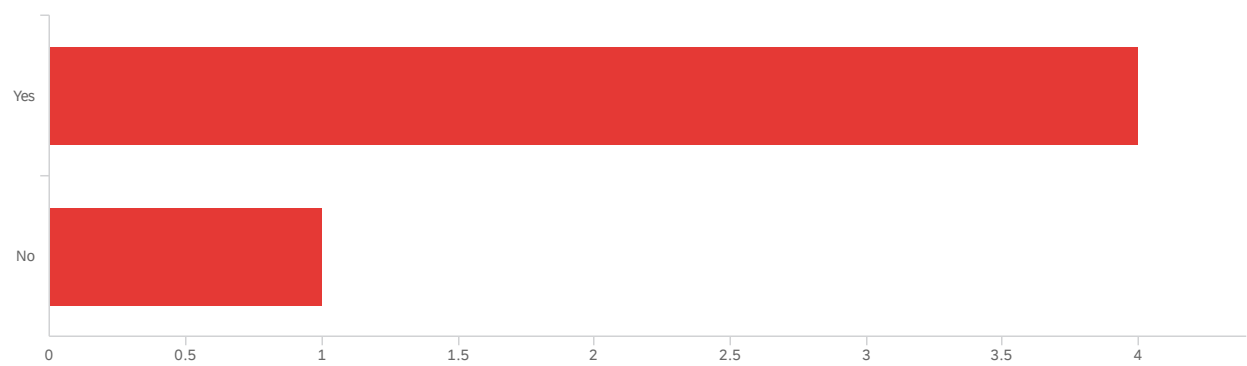
#	Field	Minimum	Maximum	Mean	Std Deviation	Variance	Count
1	Do you wish to provide feedback on any other components of the IRR?	1.00	2.00	1.33	0.47	0.22	3

#	Field	Choice Count
1	Yes	66.67% 2
2	No	33.33% 1

3

Showing rows 1 - 3 of 3

Q17 - Do you wish to provide feedback on Component 3 of the IRR draft?



#	Field	Minimum	Maximum	Mean	Std Deviation	Variance	Count
1	Do you wish to provide feedback on Component 3 of the IRR draft?	1.00	2.00	1.20	0.40	0.16	5

#	Field	Choice Count
1	Yes	80.00% 4
2	No	20.00% 1

5

Showing rows 1 - 3 of 3

Q18 - How accurately has the draft IRR addressed the objectives of Component 3?

#	Field	Minimum	Maximum	Mean	Std Deviation	Variance	Count
1	Accuracy Comp. 3	5.00	5.00	5.00	0.00	0.00	1

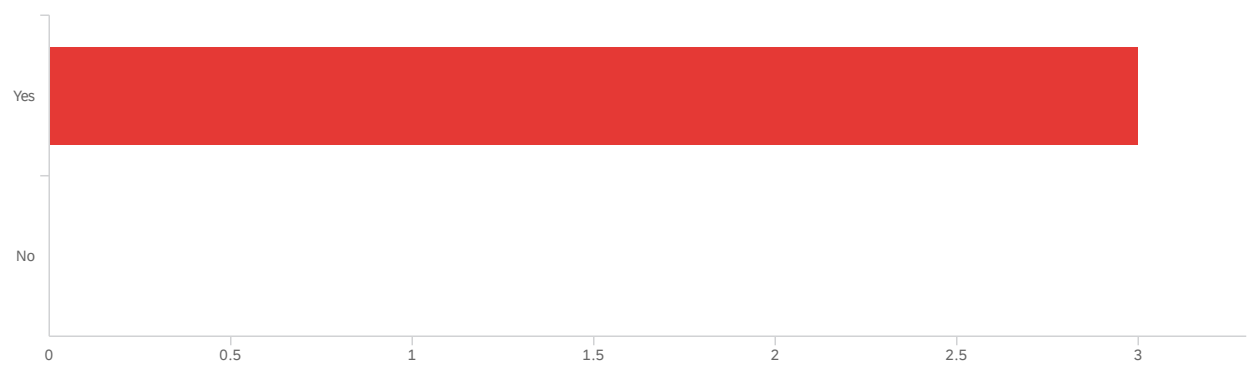
Q19 - How effectively has the draft of the IRR addressed the objective of Component 3?

#	Field	Minimum	Maximum	Mean	Std Deviation	Variance	Count
1	Efficacy - Comp. 3	5.00	5.00	5.00	0.00	0.00	1

Q20 - WSCUC values transparency of the institution with WSCUC. How transparent is Component 3?

#	Field	Minimum	Maximum	Mean	Std Deviation	Variance	Count
1	Transparency - Comp. 3	5.00	5.00	5.00	0.00	0.00	1

Q21 - Do you wish to provide feedback on any other components of the IRR?



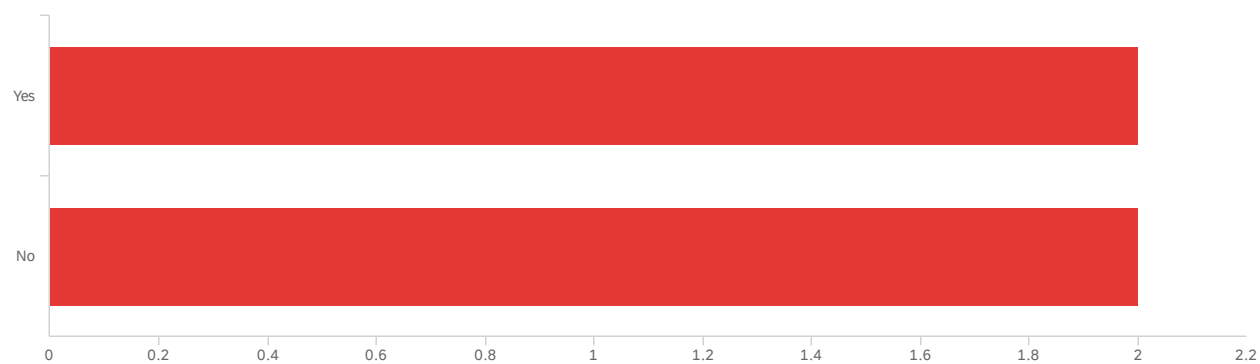
#	Field	Minimum	Maximum	Mean	Std Deviation	Variance	Count
1	Do you wish to provide feedback on any other components of the IRR?	1.00	1.00	1.00	0.00	0.00	3

#	Field	Choice Count
1	Yes	100.00% 3
2	No	0.00% 0

3

Showing rows 1 - 3 of 3

Q22 - Do you wish to provide feedback on Component 4 of the IRR draft?



#	Field	Minimum	Maximum	Mean	Std Deviation	Variance	Count
1	Do you wish to provide feedback on Component 4 of the IRR draft?	1.00	2.00	1.50	0.50	0.25	4

#	Field	Choice Count
1	Yes	50.00% 2
2	No	50.00% 2

4

Showing rows 1 - 3 of 3

Q23 - How accurately has the draft IRR addressed the objectives of Component 4?

#	Field	Minimum	Maximum	Mean	Std Deviation	Variance	Count
1	Accuracy - Comp. 4	5.00	5.00	5.00	0.00	0.00	1

Q24 - How effectively has the draft of the IRR addressed the objective of Component 4?

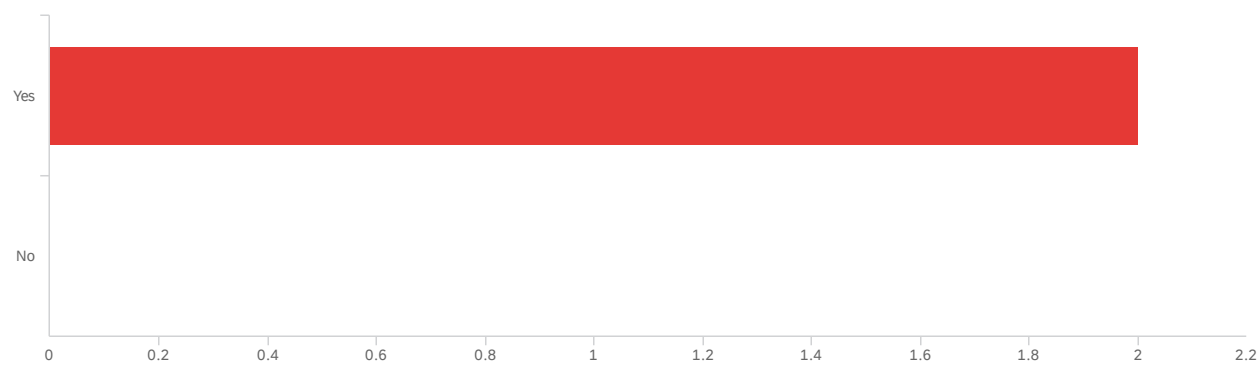
#	Field	Minimum	Maximum	Mean	Std Deviation	Variance	Count
1	Efficacy - Comp. 4	5.00	5.00	5.00	0.00	0.00	1

Q25 - WSCUC values transparency of the institution with WSCUC. How transparent is

Component 4?

#	Field	Minimum	Maximum	Mean	Std Deviation	Variance	Count
1	Transparency - Comp. 4	5.00	5.00	5.00	0.00	0.00	1

Q26 - Do you wish to provide feedback on any other components of the IRR?



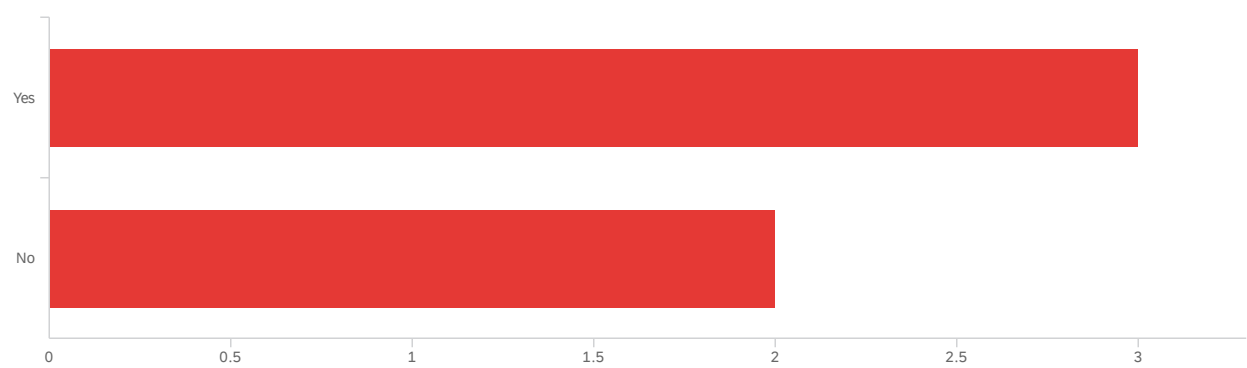
#	Field	Minimum	Maximum	Mean	Std Deviation	Variance	Count
1	Do you wish to provide feedback on any other components of the IRR?	1.00	1.00	1.00	0.00	0.00	2

#	Field	Choice Count
1	Yes	100.00% 2
2	No	0.00% 0

2

Showing rows 1 - 3 of 3

Q27 - Do you wish to provide feedback on Component 5 of the IRR draft?



#	Field	Minimum	Maximum	Mean	Std Deviation	Variance	Count
1	Do you wish to provide feedback on Component 5 of the IRR draft?	1.00	2.00	1.40	0.49	0.24	5

#	Field	Choice Count
1	Yes	60.00% 3
2	No	40.00% 2

5

Showing rows 1 - 3 of 3

Q28 - How accurately has the draft IRR addressed the objectives of Component 5?

#	Field	Minimum	Maximum	Mean	Std Deviation	Variance	Count
1	Accuracy - Comp. 5	5.00	5.00	5.00	0.00	0.00	1

Q29 - How effectively has the draft of the IRR addressed the objective of Component 5?

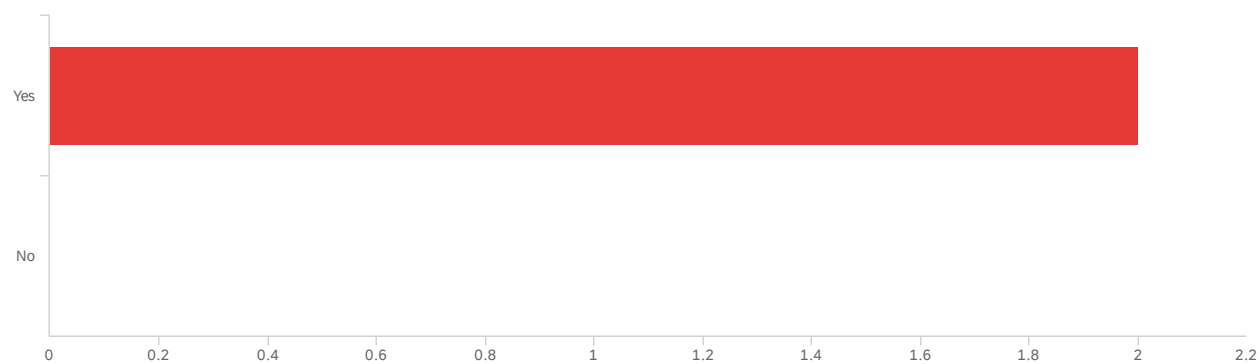
#	Field	Minimum	Maximum	Mean	Std Deviation	Variance	Count
1	Efficacy - Comp. 5	5.00	5.00	5.00	0.00	0.00	1

Q30 - WSCUC values transparency of the institution with WSCUC. How transparent is

Component 5?

#	Field	Minimum	Maximum	Mean	Std Deviation	Variance	Count
1	Transparency - Comp. 5	5.00	5.00	5.00	0.00	0.00	1

Q31 - Do you wish to provide feedback on any other components of the IRR?



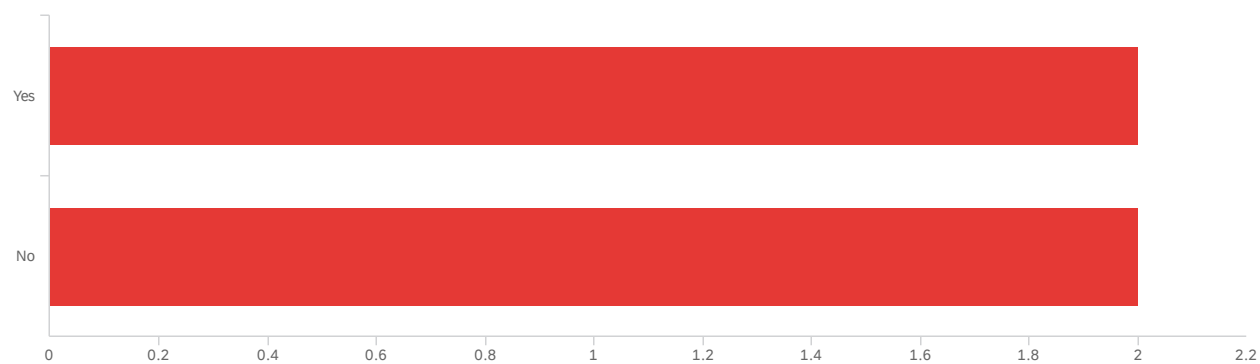
#	Field	Minimum	Maximum	Mean	Std Deviation	Variance	Count
1	Do you wish to provide feedback on any other components of the IRR?	1.00	1.00	1.00	0.00	0.00	2

#	Field	Choice Count
1	Yes	100.00% 2
2	No	0.00% 0

2

Showing rows 1 - 3 of 3

Q32 - Do you wish to provide feedback on Component 6 of the IRR draft?



#	Field	Minimum	Maximum	Mean	Std Deviation	Variance	Count
1	Do you wish to provide feedback on Component 6 of the IRR draft?	1.00	2.00	1.50	0.50	0.25	4

#	Field	Choice Count
1	Yes	50.00% 2
2	No	50.00% 2

4

Showing rows 1 - 3 of 3

Q33 - How accurately has the draft IRR addressed the objectives of Component 6?

	Field	Minimum	Maximum	Mean	Std Deviation	Variance
	Accuracy - Comp. 6	5.00	5.00	5.00	0.00	0.00

Q34 - How effectively has the draft of the IRR addressed the objective of Component 6?

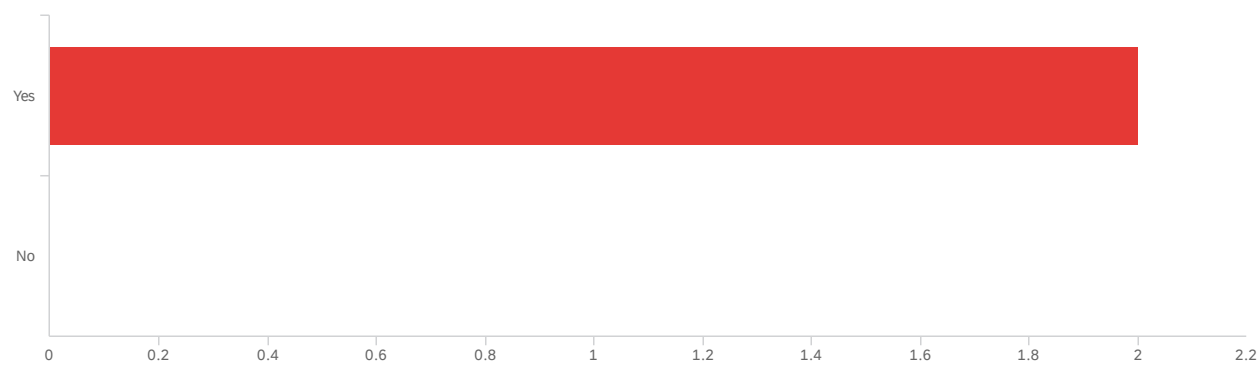
#	Field	Minimum	Maximum	Mean	Std Deviation	Variance	Count
1	Efficacy - Comp. 6	5.00	5.00	5.00	0.00	0.00	1

Q35 - WSCUC values transparency of the institution with WSCUC. How transparent is

Component 6?

#	Field	Minimum	Maximum	Mean	Std Deviation	Variance	Count
1	Transparency - Comp. 6	5.00	5.00	5.00	0.00	0.00	1

Q36 - What should be added, removed and/or revised in the draft of Component 6?



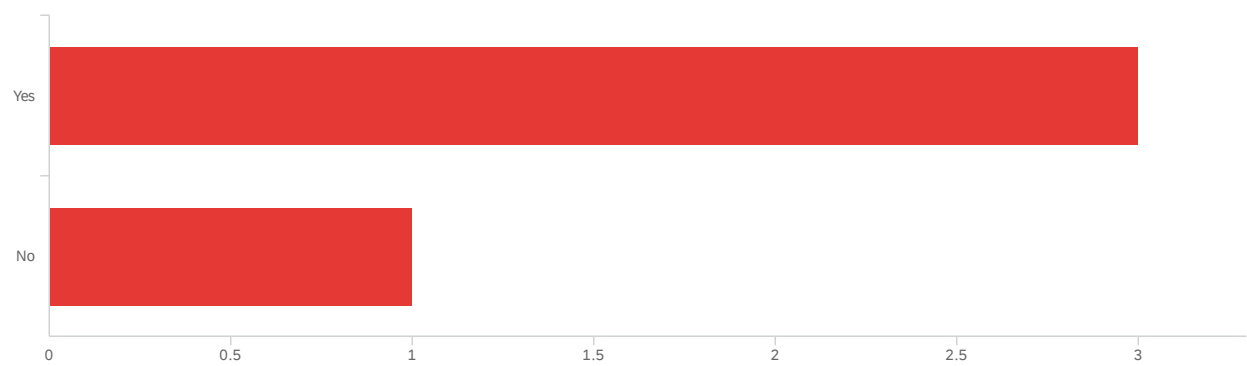
#	Field	Minimum	Maximum	Mean	Std Deviation	Variance	Count
1	What should be added, removed and/or revised in the draft of Component 6?	1.00	1.00	1.00	0.00	0.00	2

#	Field	Choice Count
1	Yes	100.00% 2
4	No	0.00% 0

2

Showing rows 1 - 3 of 3

Q37 - Do you wish to provide feedback on Component 7 of the IRR draft?



#	Field	Minimum	Maximum	Mean	Std Deviation	Variance	Count
1	Do you wish to provide feedback on Component 7 of the IRR draft?	1.00	2.00	1.25	0.43	0.19	4

#	Field	Choice Count
1	Yes	75.00% 3
2	No	25.00% 1

4

Showing rows 1 - 3 of 3

Q38 - How accurately has the draft IRR addressed the objectives of Component 7?

#	Field	Minimum	Maximum	Mean	Std Deviation	Variance	Count
1	Accuracy - Comp. 7	5.00	5.00	5.00	0.00	0.00	1

Q39 - How effectively has the draft of the IRR addressed the objective of Component 7?

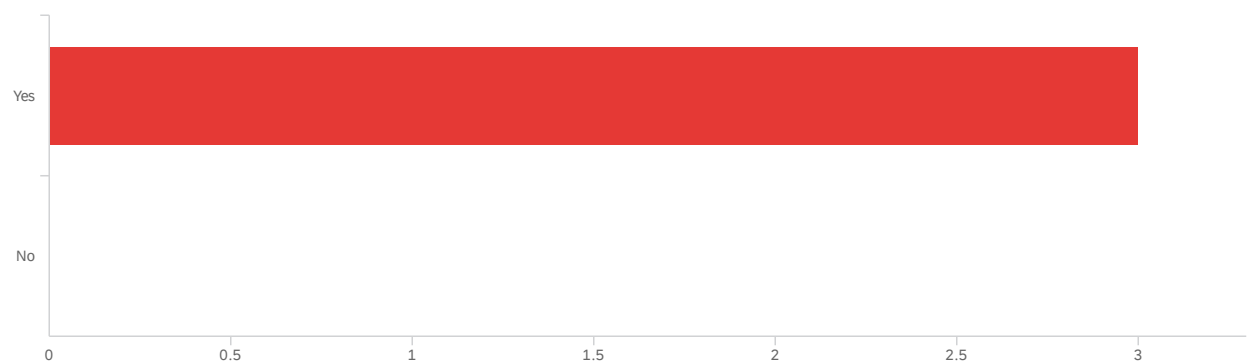
#	Field	Minimum	Maximum	Mean	Std Deviation	Variance	Count
1	Efficacy - Comp. 7	5.00	5.00	5.00	0.00	0.00	1

Q40 - WSCUC values transparency of the institution with WSCUC. How transparent is

Component 7?

#	Field	Minimum	Maximum	Mean	Std Deviation	Variance	Count
1	Transparency - Comp. 7	5.00	5.00	5.00	0.00	0.00	1

Q41 - What should be added, removed and/or revised in the draft of Component 7?



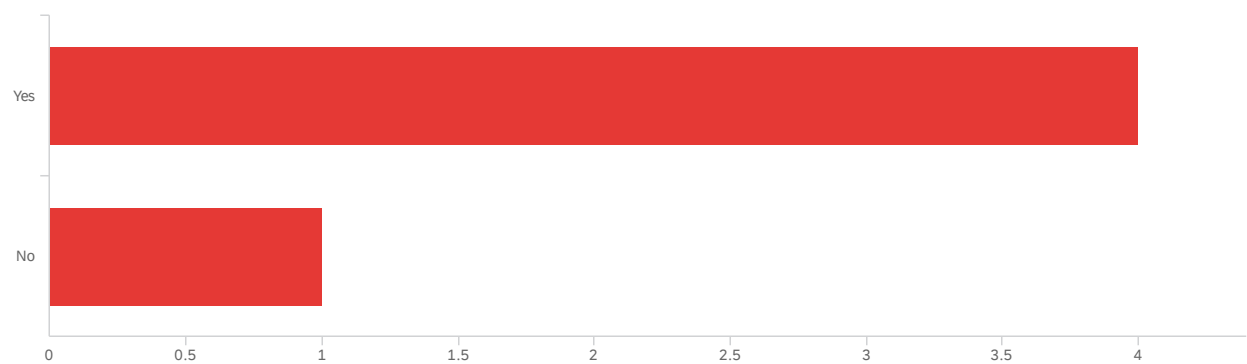
#	Field	Minimum	Maximum	Mean	Std Deviation	Variance	Count
1	What should be added, removed and/or revised in the draft of Component 7?	1.00	1.00	1.00	0.00	0.00	3

#	Field	Choice Count
1	Yes	100.00% 3
2	No	0.00% 0

3

Showing rows 1 - 3 of 3

Q42 - Do you wish to provide feedback on Component 8 of the IRR draft?



#	Field	Minimum	Maximum	Mean	Std Deviation	Variance	Count
1	Do you wish to provide feedback on Component 8 of the IRR draft?	1.00	2.00	1.20	0.40	0.16	5

#	Field	Choice Count
1	Yes	80.00% 4
2	No	20.00% 1

5

Showing rows 1 - 3 of 3

Q43 - How accurately has the draft IRR addressed the objectives of Component 8?

#	Field	Minimum	Maximum	Mean	Std Deviation	Variance	Count
1	Efficacy - Comp. 8	5.00	5.00	5.00	0.00	0.00	1

Q44 - How effectively has the draft of the IRR addressed the objective of Component 8?

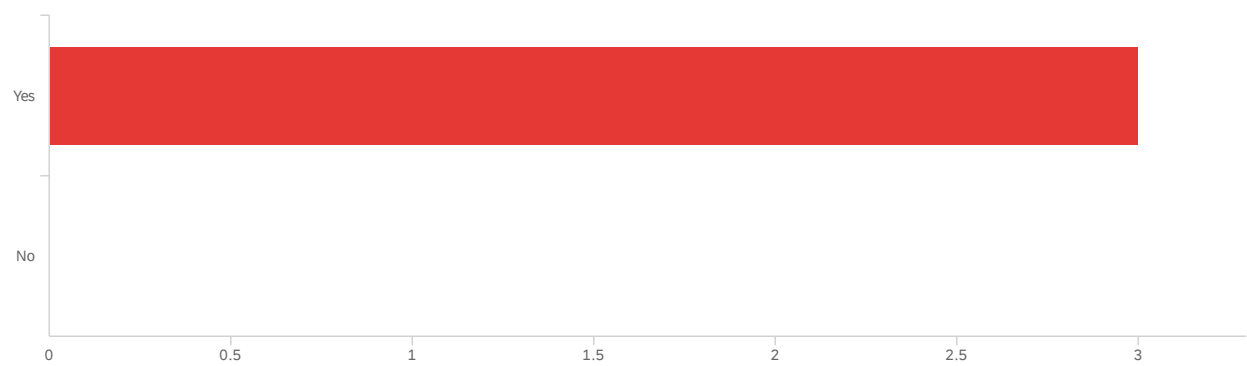
Field	Minimum	Maximum	Mean	Std Deviation	Variance	Count
Accuracy - Comp. 8	5.00	5.00	5.00	0.00	0.00	1

Q45 - WSCUC values transparency of the institution with WSCUC. How transparent is

Component 8?

#	Field	Minimum	Maximum	Mean	Std Deviation	Variance	Count
1	Transparency - Comp. 8	5.00	5.00	5.00	0.00	0.00	1

Q46 - Do you wish to provide feedback on component 9 of the IRR?

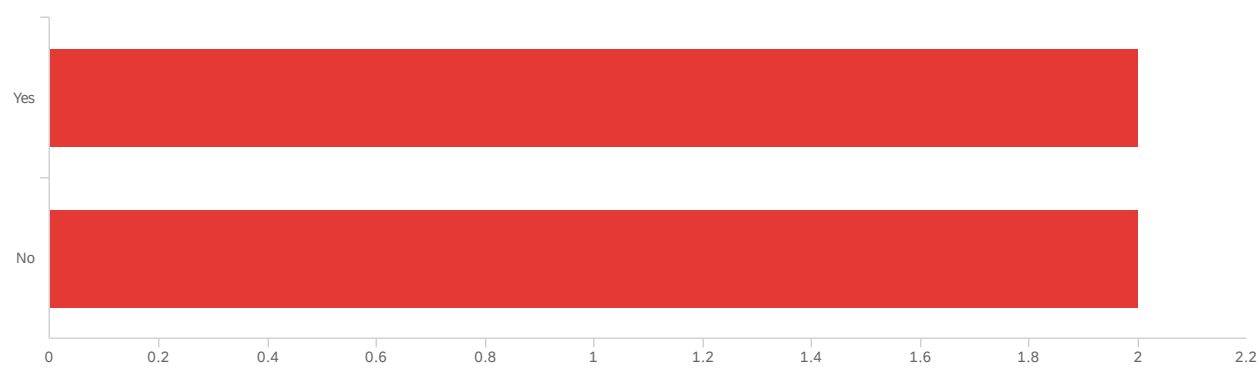


#	Field	Minimum	Maximum	Mean	Std Deviation	Variance	Count
1	Do you wish to provide feedback on component 9 of the IRR?	1.00	1.00	1.00	0.00	0.00	3

#	Field	Choice Count
1	Yes	100.00% 3
2	No	0.00% 0
		3

Showing rows 1 - 3 of 3

Q47 - Do you wish to provide feedback on Component 9 of the IRR draft?



#	Field	Minimum	Maximum	Mean	Std Deviation	Variance	Count
1	Do you wish to provide feedback on Component 9 of the IRR draft?	1.00	2.00	1.50	0.50	0.25	4

#	Field	Choice Count
1	Yes	50.00% 2
2	No	50.00% 2

4

Showing rows 1 - 3 of 3

Q48 - How accurately has the draft IRR addressed the objectives of Component 9?

#	Field	Minimum	Maximum	Mean	Std Deviation	Variance	Count
1	Accuracy - Comp. 9	0.00	0.00	0.00	0.00	0.00	0

Q49 - How effectively has the draft of the IRR addressed the objective of Component 9?

#	Field	Minimum	Maximum	Mean	Std Deviation	Variance	Count
1	Efficacy - Comp. 9	0.00	0.00	0.00	0.00	0.00	0

Q50 - WSCUC values transparency of the institution with WSCUC. How transparent is

Component 9?

#	Field	Minimum	Maximum	Mean	Std Deviation	Variance	Count
1	Transparency - Comp. 9	0.00	0.00	0.00	0.00	0.00	0

End of Report