



UNIVERSITY of HAWAII®
WEST O'AHU

University of Hawai'i–West O'ahu

Spring 2023 Convocation

& Professional Development Day

Mele Honouliuli

An oli by Pu‘u Zablan

**Eō Pālehua ke kuahiwi la
Ke kuahiwi i noho i ka lani**

Pālehua is the mountain
the mountain that dwells in the heavens

**‘O Kapolei ka pu‘u la
Ka pu‘u i noho i ka ‘āina**

Kapolei is the hill
the hill that sits on the land

**O Kapapaapuhi ka loko ia
Ka loko i noho i kai**

Kapapaapuhi is the pond
the pond that resides at the sea

**‘O Honouliuli la
He ‘āina aloha o ‘Ewa**

Here is Honouliuli
a land of great affection in ‘Ewa

**Aloha mai e nā pua la
Nā pua ha‘aheo o ka ‘āina**

Greetings to our descendants
the proud children of this land



Hō'ōia 'Āina

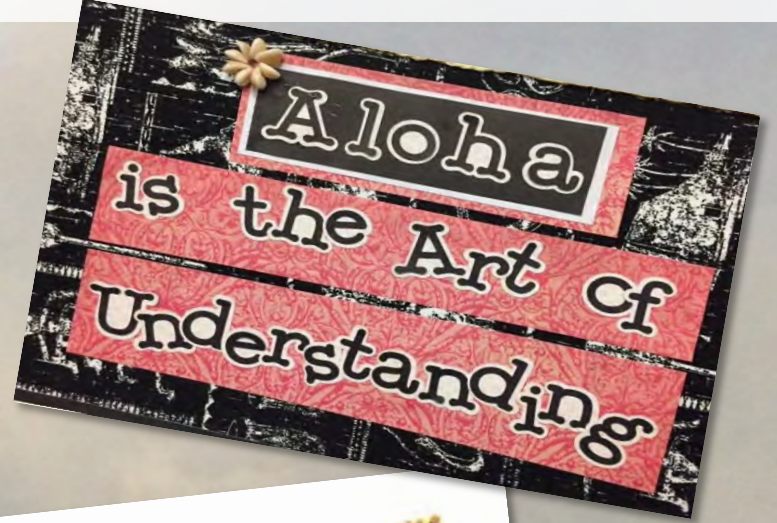
On behalf of the University of Hawai'i–West O'ahu, it is with profound reflection that we offer up this Hō'ōia 'Āina, this Land Acknowledgement, acknowledging Hawai'i as an indigenous space whose original people are today identified as Native Hawaiians.

The University of Hawai'i–West O'ahu aligns with the University of Hawai'i's commitment to foster the wellbeing of all our students within an indigenous lens through academic and social processes throughout a ten-campus, system-wide transformation we call Hawai'i Papa O Ke Ao.

With much aloha, I, Pearlana Stone – offer up this Land Acknowledgement to welcome all gathered in this ahupua'a we call Honouliuli in the moku of 'Ewa, within the mukupuni of O'ahu.

This is Hawai'i nei. Ano'ai ke aloha.

Aunty Lynette Paglinawan





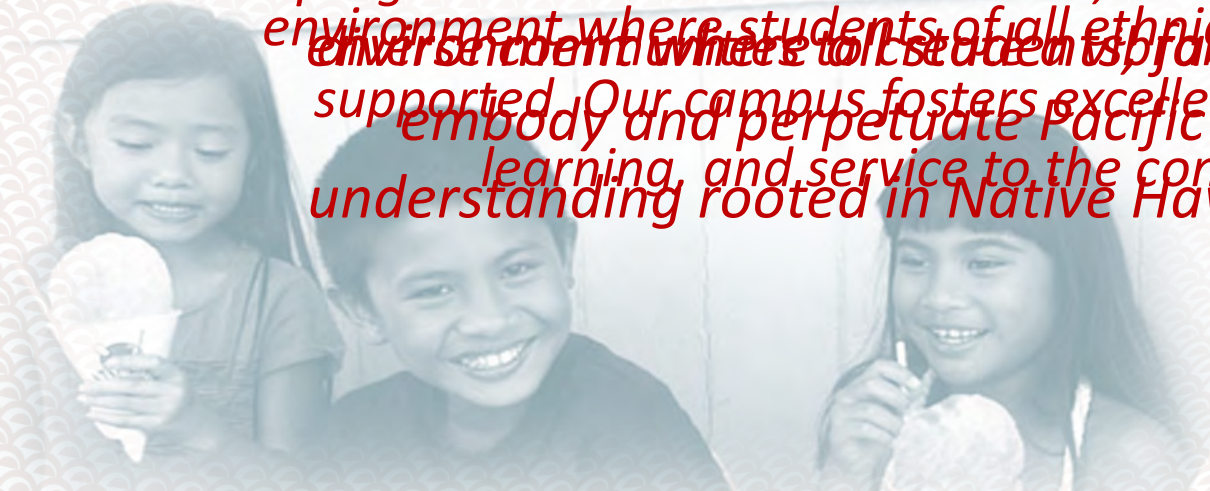
UNIVERSITY of HAWAII®
WEST O'AHU

Welina Mai!

Mission

Our Value Proposition

UH West Oahu offers a distinct and accessible student-indigenous learning institution dedicated to educating students. UH West Oahu prepares 21st Century leaders and career creators through integrated, transdisciplinary programs where learners discover, innovate, and engage and traditions, while promoting student success in an environment where students of all ethnic backgrounds are supported. Our campus fosters excellence in teaching, embody and perpetuate Pacific and global learning, and service to the community. understanding rooted in Native Hawaiian values.



Overview

- UHWO By The Numbers, John Stanley
- Campus Finances (Fiscal), Sheri Ching
- Academic Update, VC Jeff Moniz
- Student Success Update, Interim VC Loke Kenolio
- Information Technology Update, Therese Nakadomari
- Planning & Land Use Update, Bonnie Arakawa
- Looking Forward to Spring 2023, Chancellor

Welcome New UHWO 'Ohana

Matthew Christman

University Security Officer

Samantha Farinella

Assistant Professor (Creative Media - Transmedia,
Game, Art, Design, Communication)

Samantha Giridhar

Assistant Professor (Creative Media - Transmedia,
Game, Art, Design, Communication)

Ariel Gruenthal-Rankin

Assistant Professor (Forensic Anthropology)

Nicole Kurashige

Educational Specialist

Olinh Sisombath

General Laborer

Terrill Travers

General Laborer

Dave McDonald

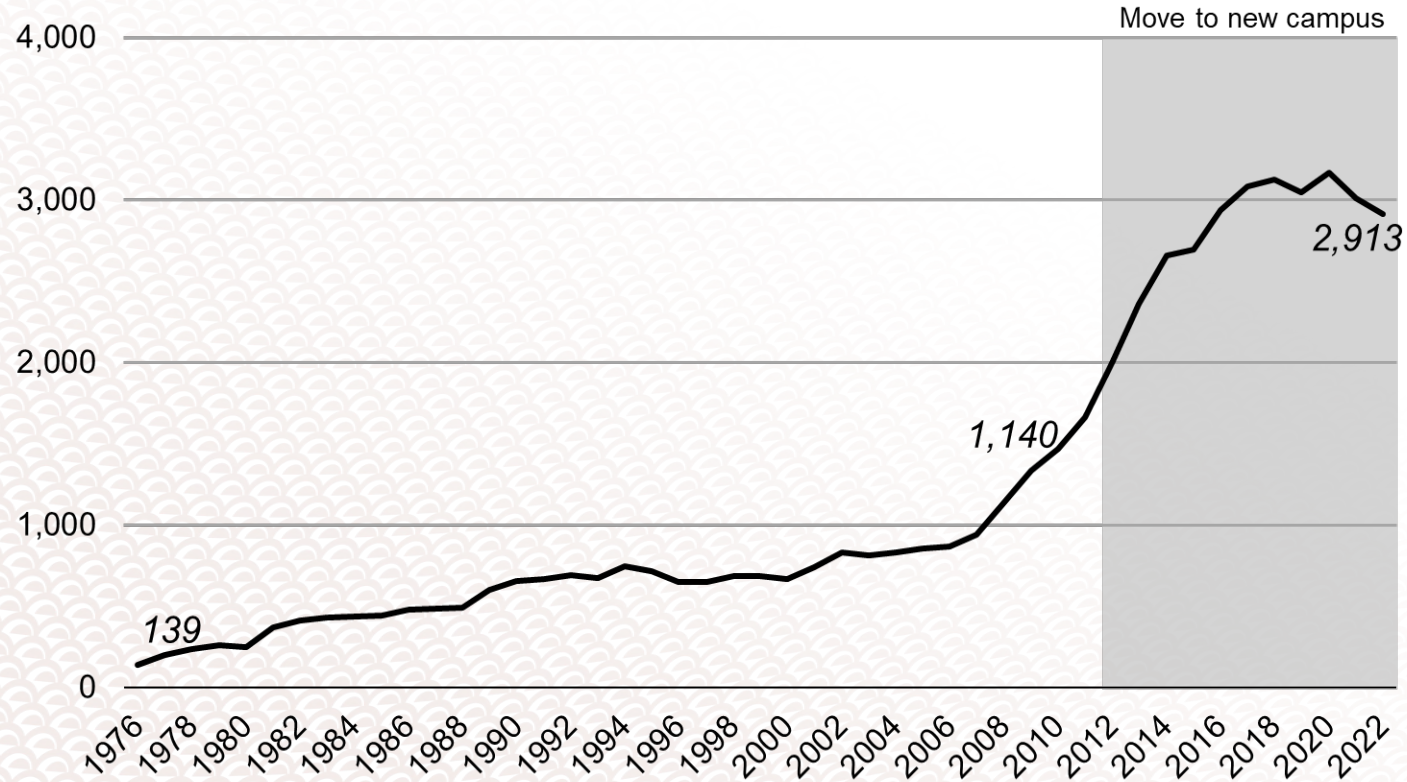
Vice Chancellor for Administration (starts 2/1/23)



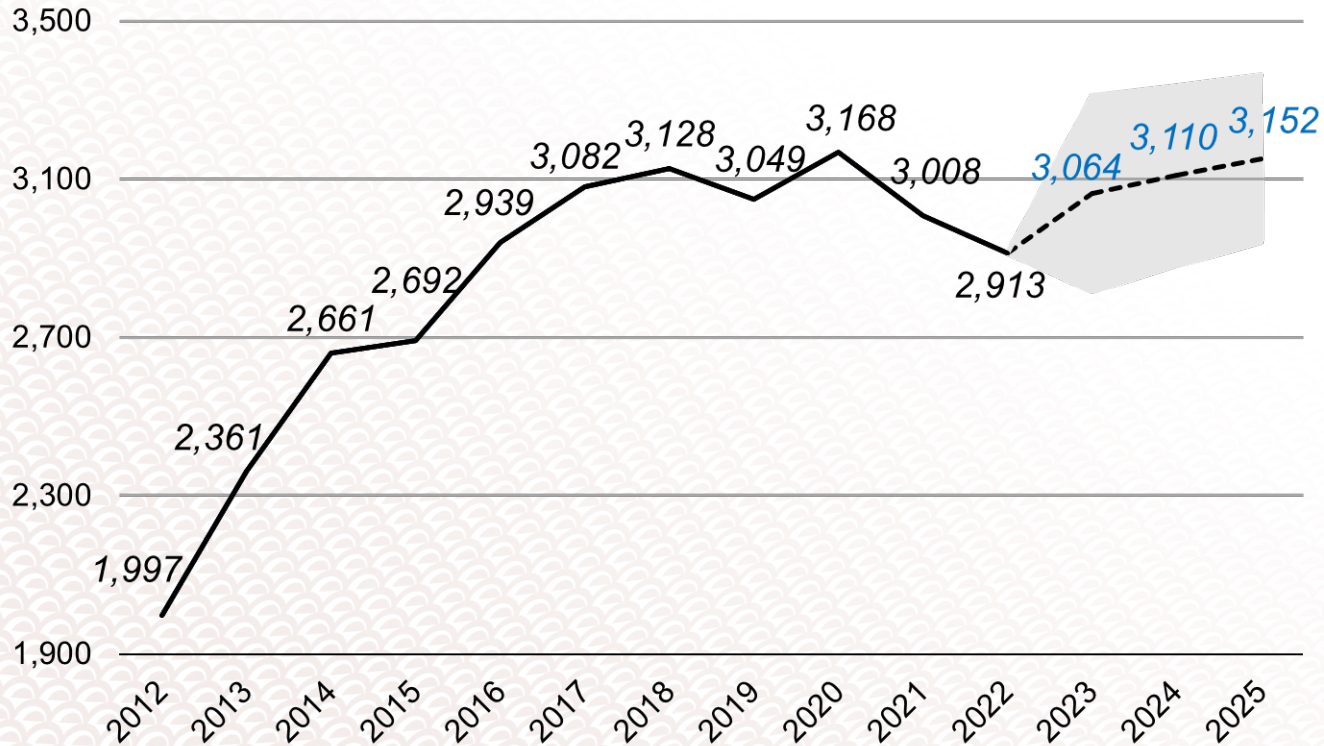
UHWO by the Numbers

Presented by John Stanley

Historical Enrollment

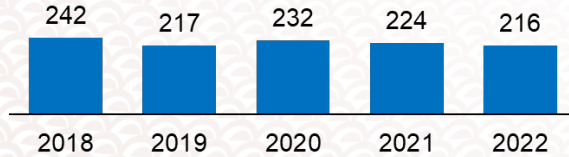


Enrollment – 2012 to present w/ forecast

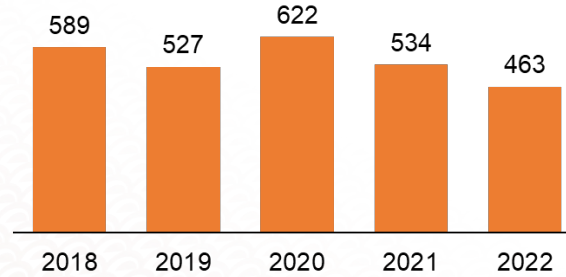


Enrollment Trends

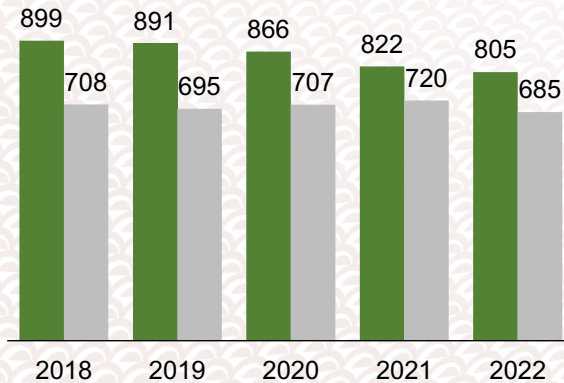
First-Time



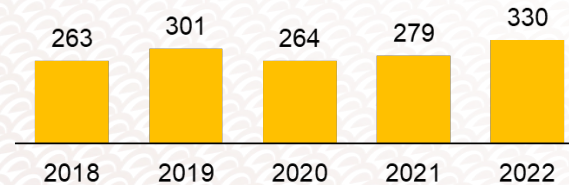
Transfer



■ Native/Part Hawaiian ■ Filipino

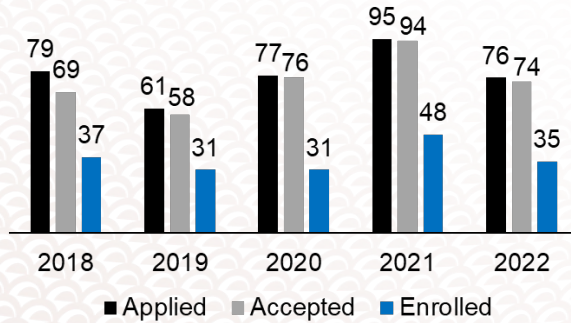


Early College

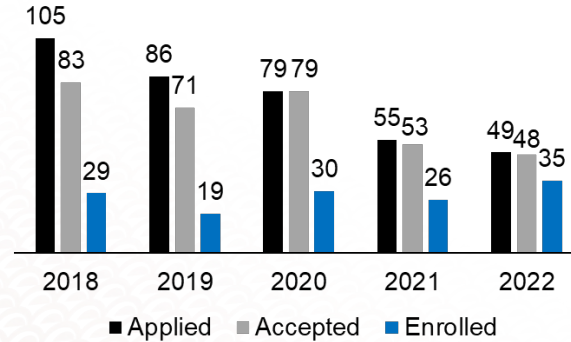


First-Time Admissions by High School

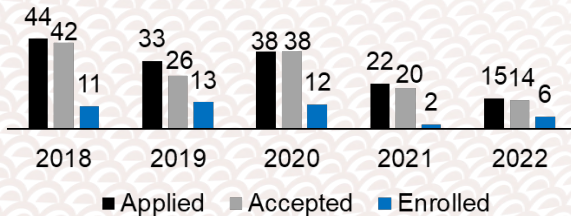
James Campbell



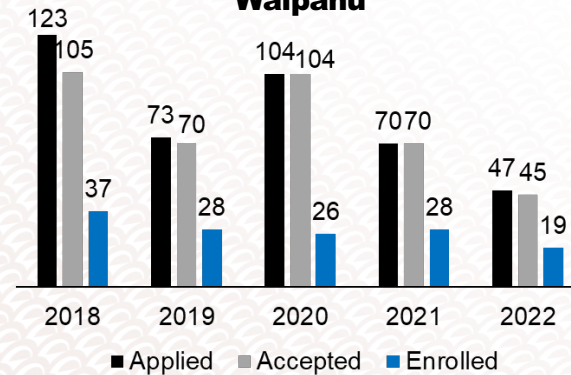
Kapolei



Wai'anae

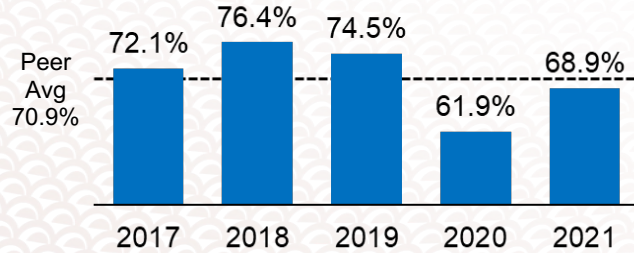


Waipahu

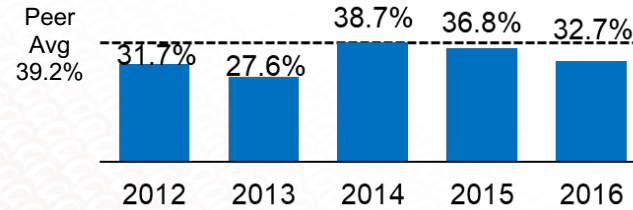


Retention & Graduation Rates

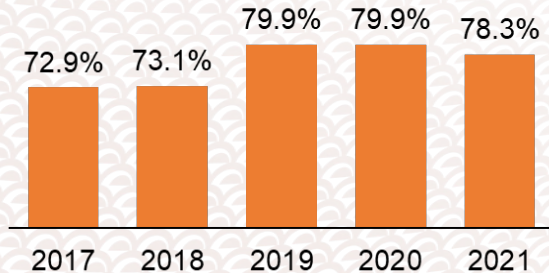
First-Time Retention



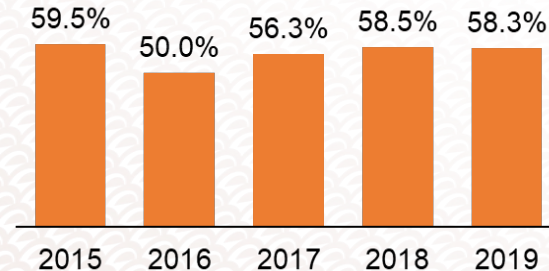
First-Time 150% Graduation



Transfer Retention

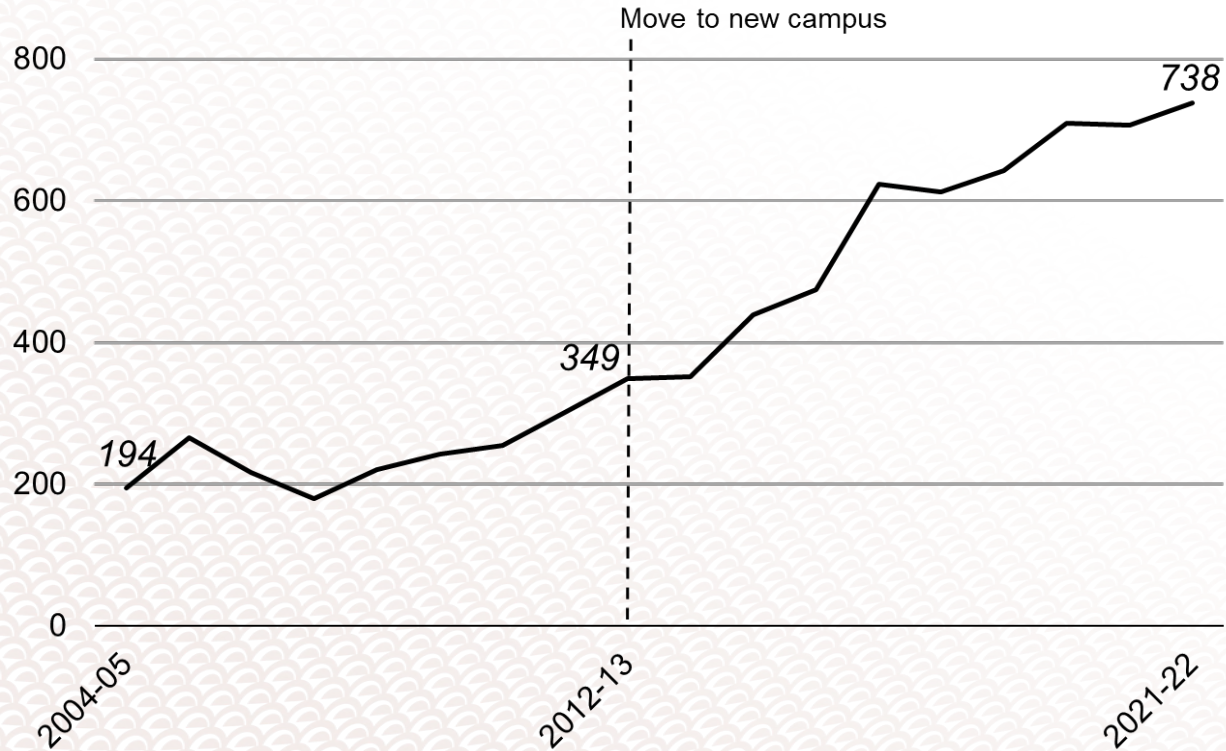


Transfer 150% Graduation








*Data are reported by entering cohort year

Degrees Awarded



UH Performance Funding Model

Measures	Baseline	Goal	Actual
Total Degrees and Certificates Awarded	665	529	738 
Degrees and Certificates Awarded- Native Hawaiian	164	117	210 
Degrees and Certificates Awarded- STEM Fields	19	N/A	N/A
Degrees and Certificates Awarded- Pell Recipient	365	285	434 
150% Graduation Rate	32.7%	40.0%	32.7% 
Transfer-Ins from UHCCs	685	810	637 



Met or Exceeded Goal



Met or Exceeded Baseline



Did Not Meet Baseline

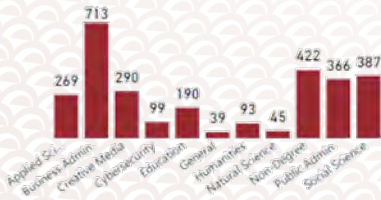
Quick Facts Dashboard

Total Enrollment- Fall 2022

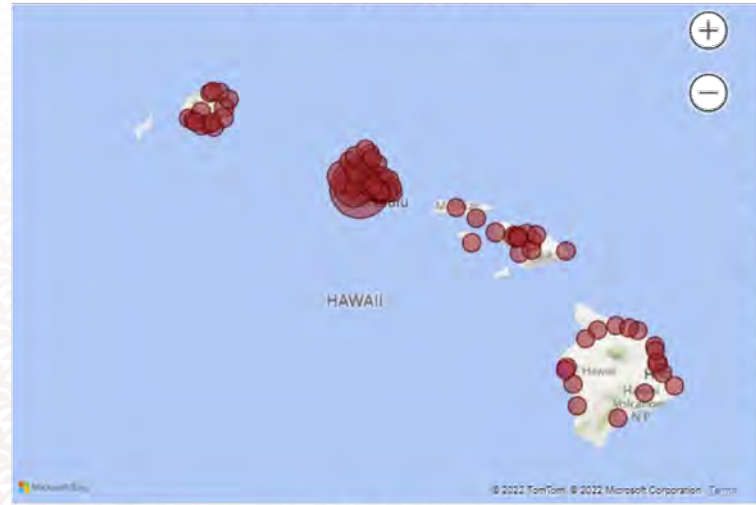
2,913



Programs



Enrollment by Geographic Origin



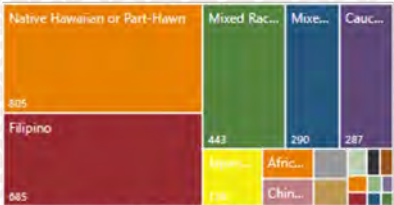
UNIVERSITY
of HAWAII
WEST O'AHU

For additional institutional data available on UH West O'ahu's "Factbook", [click here](#).

For examination of the demographic characteristics of the surrounding communities and the state of Hawaii, including data on population, family and living arrangements, and socioeconomic, [click here](#).

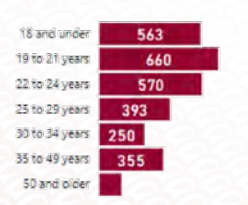
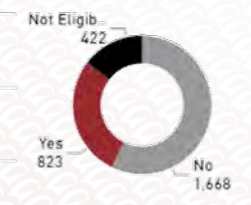
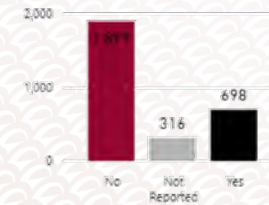
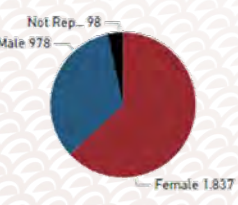


Ethnicity



Copyright © 2022 University of Hawaii - West O'ahu

Gender First-Generation Pell Recipients Age



NOTE: Disaggregation of data that results in cell sizes with five or less students will be suppressed.





Campus Finances

FY 2013 – FY 2022 and Beyond
General and Tuition & Fees Special Fund (TFSF)

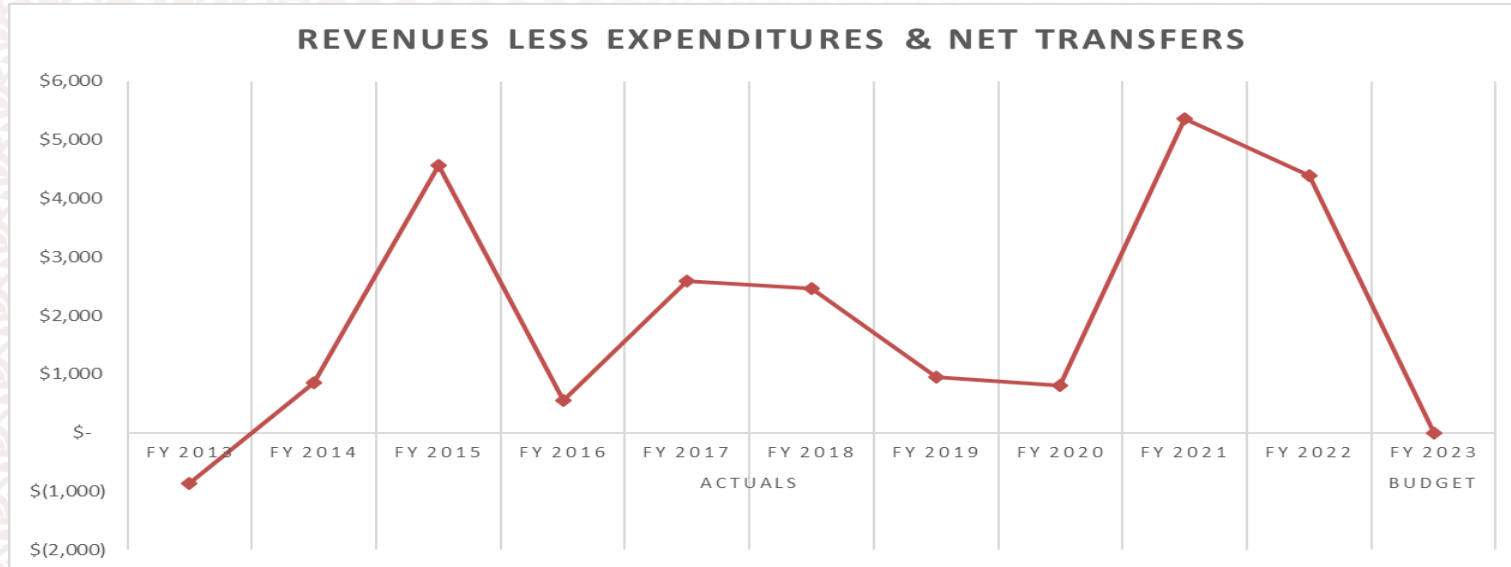
Presented by CFO Sheri Ching

Let's Keep It Simple...

- How did we get here?
- How do we spend our funds?
- What's the future financial outlook of our campus?

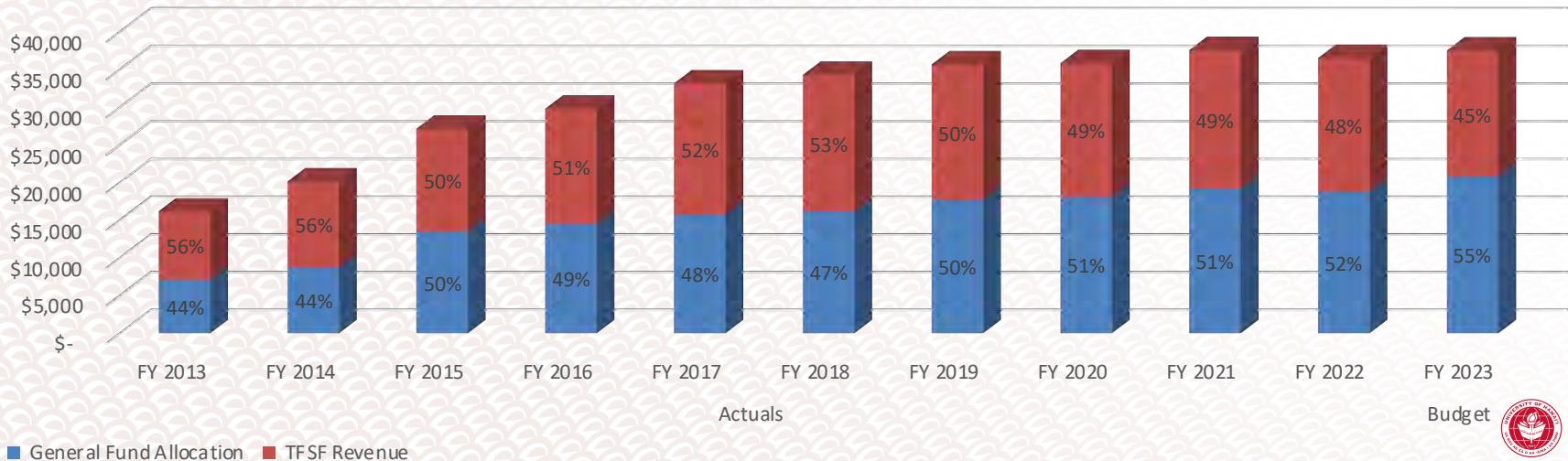
Historic Financial Overview (\$000)

	Actuals										Budget
	FY 2013	FY 2014	FY 2015	FY 2016	FY 2017	FY 2018	FY 2019	FY 2020	FY 2021	FY 2022	FY 2023
Revenues	\$ 16,177	\$ 20,120	\$ 27,106	\$ 29,761	\$ 33,121	\$ 34,253	\$ 35,634	\$ 35,809	\$ 37,544	\$ 36,492	\$ 37,492
Expenditures/Transfers	\$ 17,036	\$ 19,263	\$ 22,540	\$ 29,209	\$ 30,535	\$ 31,793	\$ 34,685	\$ 35,006	\$ 32,182	\$ 32,098	\$ 37,492
Revenues - Expenditures/Transfers	\$ (859)	\$ 857	\$ 4,566	\$ 552	\$ 2,586	\$ 2,460	\$ 949	\$ 803	\$ 5,362	\$ 4,394	\$ -
Position Counts / Full-Time Equivalent	95.0	125.5	219.0	219.0	225.0	226.0	241.2	248.7	233.5	235.5	235.5



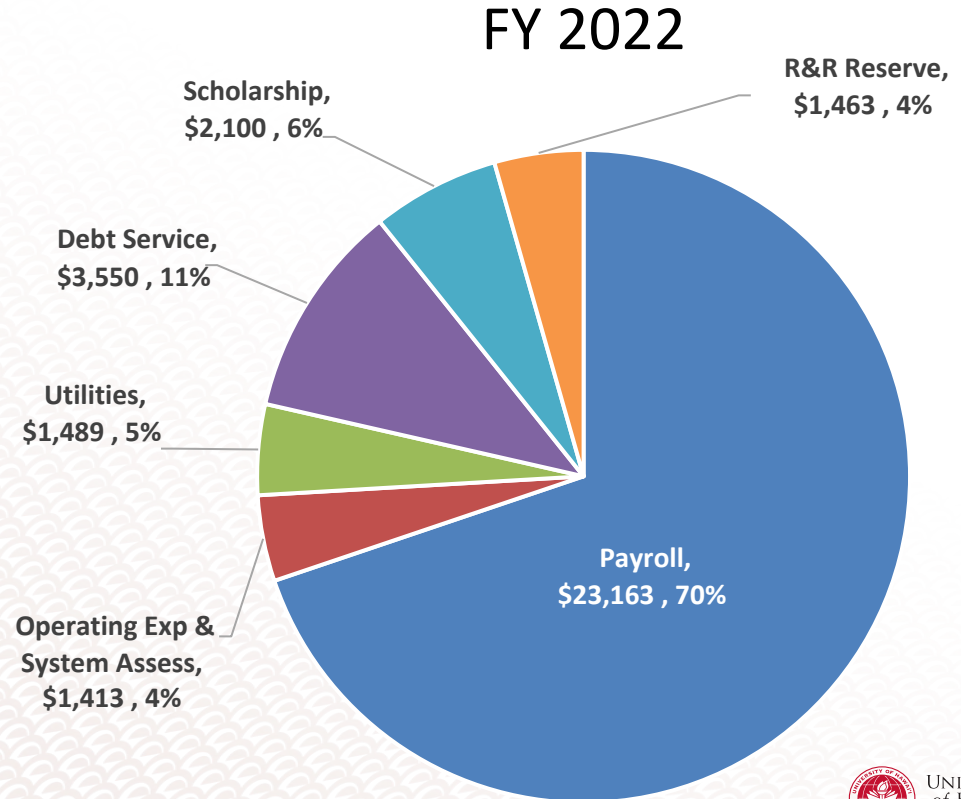
General Fund Allocations & TFSF Revenues (\$000)

	Actuals										Budget
	FY 2013	FY 2014	FY 2015	FY 2016	FY 2017	FY 2018	FY 2019	FY 2020	FY 2021	FY 2022	FY 2023
General Fund Allocation	\$ 7,121	\$ 8,768	\$ 13,528	\$ 14,523	\$ 15,790	\$ 16,204	\$ 17,739	\$ 18,106	\$ 19,238	\$ 18,810	\$ 20,767
G Fund % Change	-	23.1%	54.3%	7.4%	8.7%	2.6%	9.5%	2.1%	6.3%	-2.2%	10.4%
TFSF Revenue	\$ 9,056	\$ 11,352	\$ 13,577	\$ 15,238	\$ 17,331	\$ 18,049	\$ 17,895	\$ 17,703	\$ 18,306	\$ 17,682	\$ 16,725
TFSF % Change	-	25.4%	19.6%	12.2%	13.7%	4.1%	-0.9%	-1.1%	3.4%	-3.4%	-5.4%
Total	\$ 16,177	\$ 20,120	\$ 27,106	\$ 29,761	\$ 33,121	\$ 34,253	\$ 35,634	\$ 35,809	\$ 37,544	\$ 36,492	\$ 37,492



Expenditures & Transfers (\$000)

	Actuals	Budget
	FY 2022	FY 2023
Payroll	\$ 23,163	\$ 26,421
Operating Expenditures	\$ 1,294	\$ 2,815
Utilities	\$ 1,489	\$ 2,100
Transfers:		
Debt Service	\$ 3,550	\$ 3,775
Scholarship	\$ 2,100	\$ 2,530
Repair & Replacement Reserve	\$ 1,463	\$ 100
System Assessments	\$ 119	\$ 150
HEERF Revenue Replacement	\$ (1,080)	\$ (399)
Sub-Total Transfers	\$ 6,152	\$ 6,156
Total Expenditures	\$ 32,098	\$ 37,492



Future Outlook

- Impact of the Expiration of HEERF on 6/30/23
 - Annual Payroll (\$1.1M)
 - Regular/Casual (\$831K)
 - Student Help (\$265K)
 - Other (\$972K)

NOTE: Based on fiscal year ended June 30, 2022 actuals.

Future Outlook (cont'd)

- Impact of the Elimination of S397
- Biennium Budget Request
 - Restoration of \$1.62M in General Funds
 - 22 FTEs (~\$1.5M)
 - Hawaii Promise (\$5M)
- Coronavirus State Fiscal Recovery Funds (\$800K)



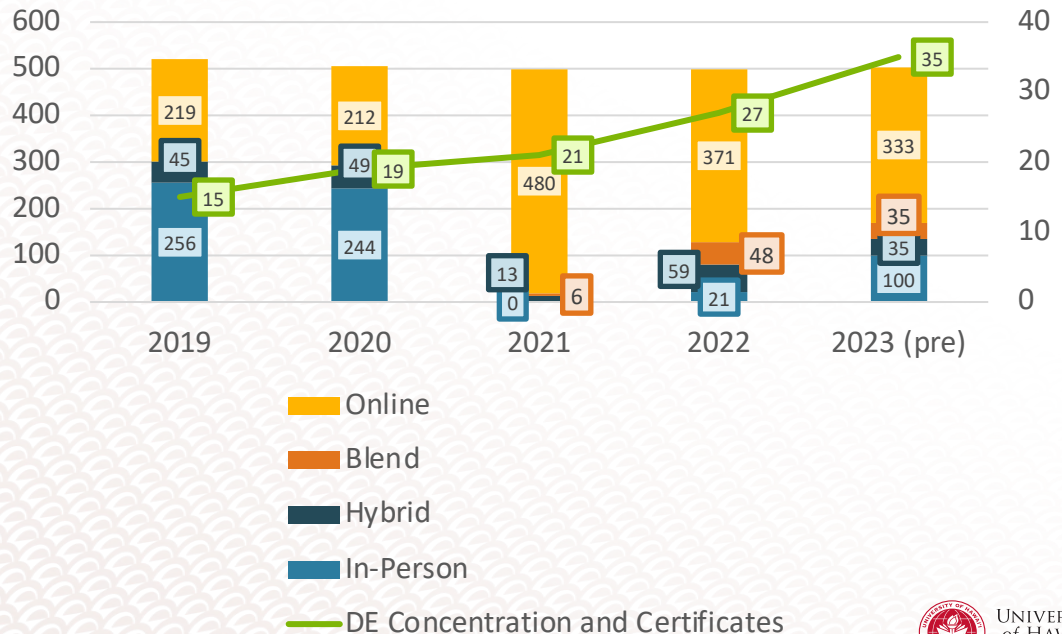
Academics Update

Modalities to Meet Our Teaching Demands
Presented by VC Jeff Moniz

UH West O'ahu Class & Program Modalities

- Established 20 new distance education concentrations and certificates (133% growth) since AY 2018-19.
- Spring 2021 was in “the middle” of the pandemic when 96% of classes were offered fully online.
- Since the middle of the pandemic (SP21), on-site class offerings have increased by 795%, increased 33% since last spring (SP22), which is a 42% decline since our pre-pandemic snapshot (SP20).
- Moving forward, Academic Affairs is working to balance the challenges of capturing new student enrollment and increasing body heat on campus.

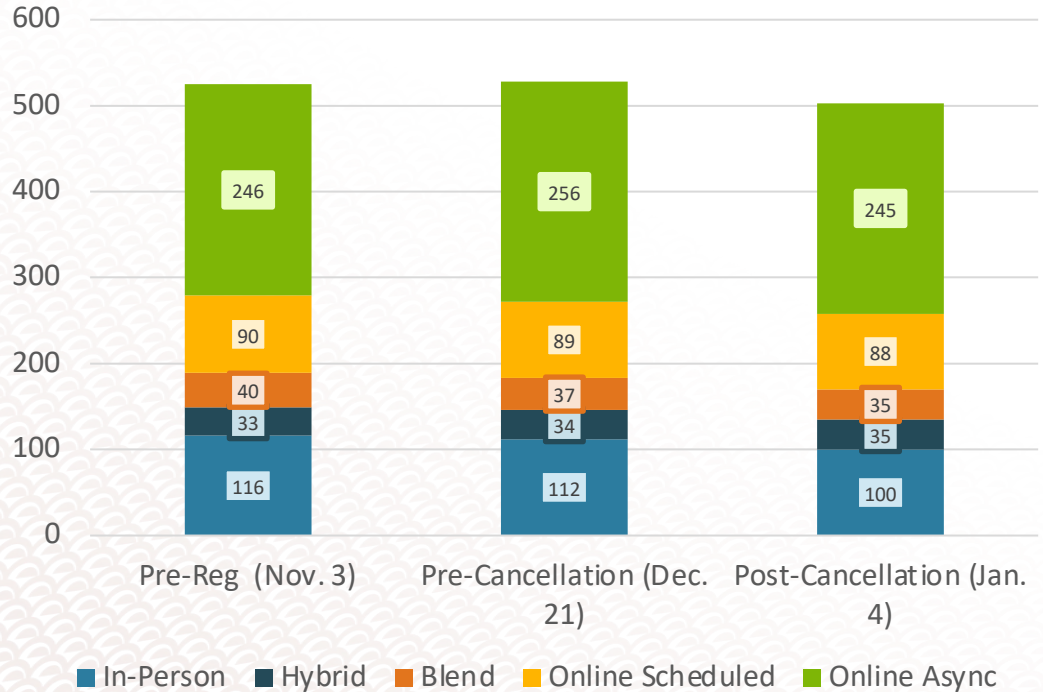
Spring Modality Trend with DE Concentration and Certificates Growth



UH West O'ahu Spring 2023 Efforts

- Considered various concerns for increasing on-site or scheduled modalities in Spring 2023.
- Started registration with **53%** of class offerings having scheduled meetings and **36%** of classes with on-site meetings.
- Made adjustments to the schedule based on student demand, and other considerations.
- After low-enrollment cancellations, UHWO is at **51%** of classes with scheduled meetings and **34%** of classes with on-site meetings.

Spring 2023 Modality Offering Shifts



Fall 2023 Scheduling Guidelines

Consider the Following:

- a. WSCUC-Approved Modalities
 1. On-Site
 2. Distance Education
- b. Students using VA benefits
- c. Students with disabilities
- d. Students attending in-person and online classes on the same day
- e. Revitalizing our campus
- f. Going blended (multi-modal)





Student Success Update

Presented by Interim VC Loke Kenolio

2022 Challenges & Opportunities

- **Enrollment Focused**

Helping students to find the right fit

- **Engaging our Campus**

Nurturing our students, staff, and faculty

- **Embracing our Community**

Growing our community

2022 Achievements

Enrollment Focused

- Back in the schools in-person
- Campus tours and visits – returned March 2022
- Online and in-person outreach

Outreach	# of Events	# of Attendees
High School Events	84	4900+
FAFSA/FA Workshops	70	2586
Campus Group Tours	33	1303
Campus Individual Tours	164	513

2022 Achievements

Engaging the Campus

- Admitted student events
- Financial Aid and FAFSA workshops
- New Student Orientation and Summer Bridge offerings
- Calling campaigns for continuing students
- Academic advising, tutoring, testing
- Career and workforce services
- Mental health and wellness focused
- Student life and cultural engagement



2022 Achievements

Embracing our Community

- **Pipeline planning to support K-12 students**
 - College course credit
 - Academic readiness
 - Financial aid planning, FAFSA support
 - 'Ohana support
- **Kapolei Chamber of Commerce**
 - Campbell Kapolei High Career Expo with 9th graders
 - West O'ahu Works Roundtable Discussions
 - Hawai'i P20 Grant to create resource center



Launching Forward to 2023

- **Marketing Plan**

Bridge the value of HE and UHWO as a first choice

- **Yield / Re-Enrollment Efforts**

Intentional outreach

- **Embracing Technology**

Transition application, update virtual tour, move to automation



Information Technology Update

Presented by Therese Nakadomari

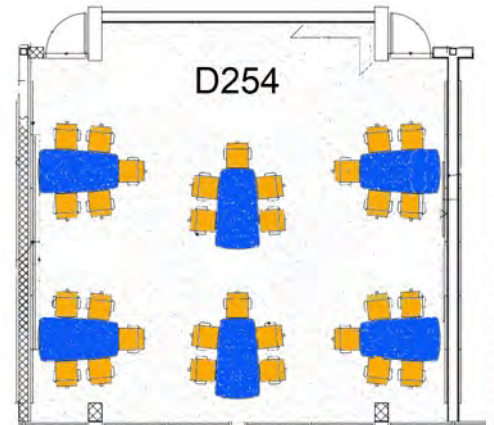

UHWO IT and AV

- New data switches in Classroom and Lab Buildings
- Wifi access points will be upgraded in Classroom, Lab, Campus Center, and Library.



UHWO IT and AV

- AV upgrades in classroom technology in Classroom and Lab buildings but not the lab rooms
- D254 should be completed by April 2023 if the equipment gets delivered on time.
 - ❖ D254 is a small group collaborative instructional classroom. Screen sharing from all tables in the room.





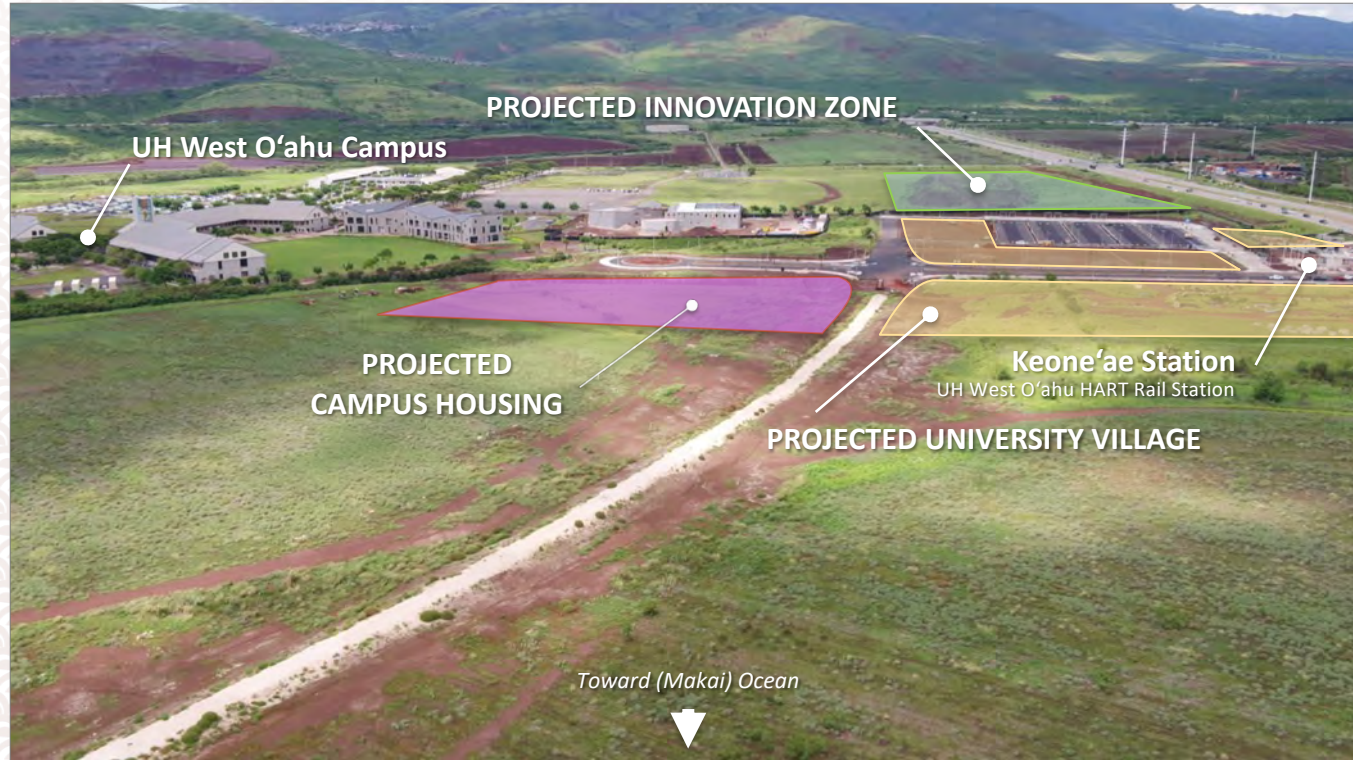
Planning & Land Use Update

Presented by Bonnie Arakawa

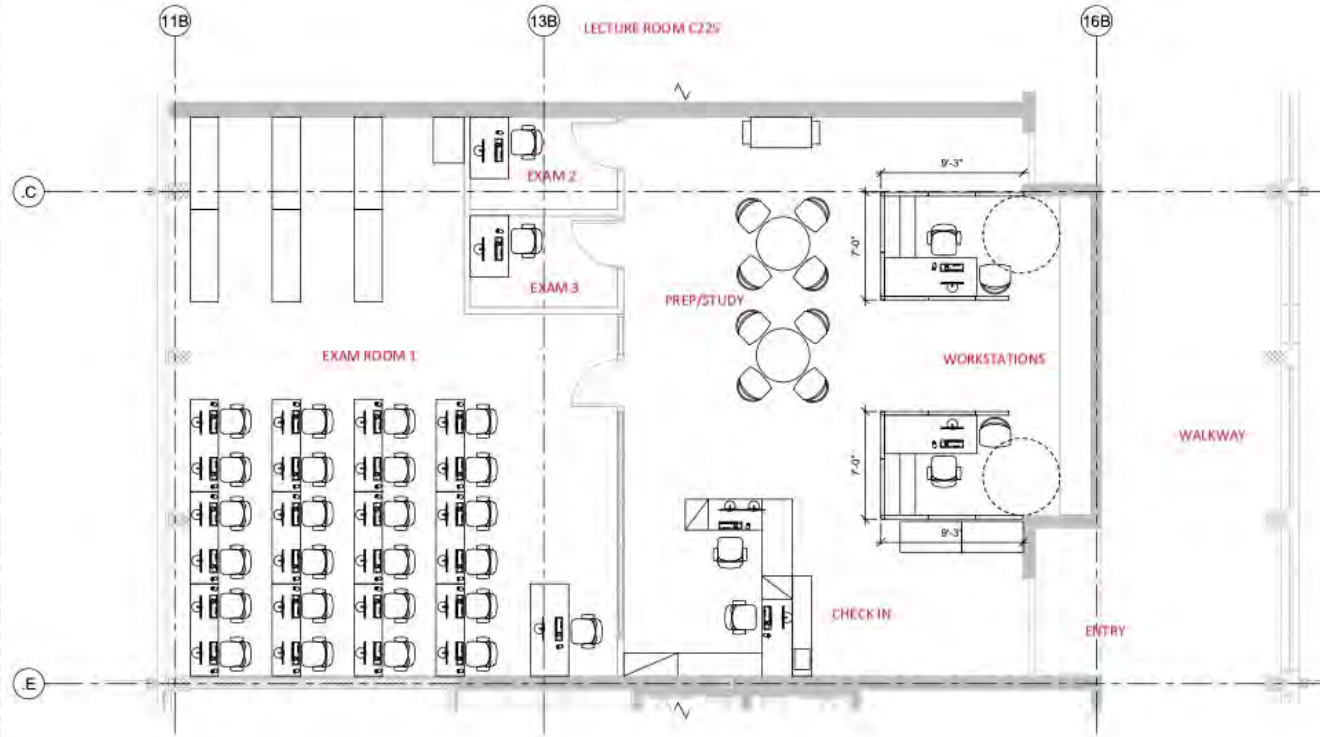
AES Solar + Storage Project



University District Lands



Bldg C, Testing Center



2 TESTING CENTER - RM 226 - FURNITURE PLAN
A2.3

A scenic view of a thatched-roof hut in a field of green plants with white flower heads. The hut is made of wood and has a thick, layered thatch. The plants in the foreground are tall with long green leaves and round, white, spiky flower heads. The background is a clear blue sky with some light clouds.

Looking Forward

Chancellor's closing thoughts...

Commitment to Stewardship

Support ALL our learners



Uplift the scholarship of our students



Be a hub of learning for our community



Strive for excellence





Mahalo Nūnui Kākou!

Pūpūkahi i holomua!

Let's keep moving forward together!



UNIVERSITY
of HAWAII
WEST OAHU