



UNIVERSITY of HAWAII'  
WEST O'AHU

*Welina!*

**Board of Regents**

University of Hawai'i–West O'ahu

March 17, 2022



# Hō'ōia 'Āina

---

*On behalf of the University of Hawai'i–West O'ahu, it is with profound reflection that we offer up this Hō'ōia 'Āina, this Land Acknowledgement, acknowledging Hawai'i as an indigenous space whose original people are today identified as Native Hawaiians.*

*The University of Hawai'i–West O'ahu aligns with the University of Hawai'i's commitment to foster the well-being of all our students within an indigenous lens through academic and social processes throughout a ten-campus, system-wide transformation we call Hawai'i Papa O Ke Ao.*

*With much aloha, I, Jeff Moniz – offer up this Land Acknowledgement to welcome all gathered in this ahupua'a we call Honouliuli in the moku of 'Ewa, within the mokupuni of O'ahu.*

*This is Hawai'i nei. Ano'ai ke aloha.*



# Three-year highlights



**Enrollment:** 3,000+ five years in a row.



**Degree Awards:** Over 2,000 bachelors degrees awarded last three years



**Retention:** Out-performed peer institution retention averages three out of the last four years



**Ranking:** #1 Best Online Bachelors Degree in Public Administration

# Three-year highlights (cont.)



**Early College:** Serving over 800 high-school students last three years

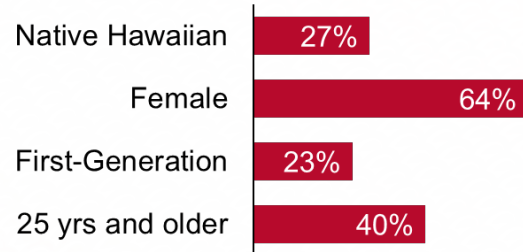


**Neighbor Island Distance Education:** 8%  
**Out-of-State DE:** 0.4%



**Academy for Creative Media:** Increased enrollment from 52 in Fall 2019 to 274 in Fall 2021

## Student Diversity



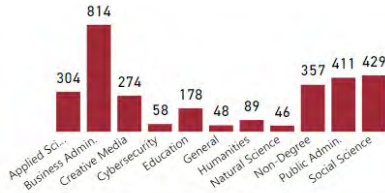
# Quick Facts Dashboard

## Total Enrollment- Fall 2021

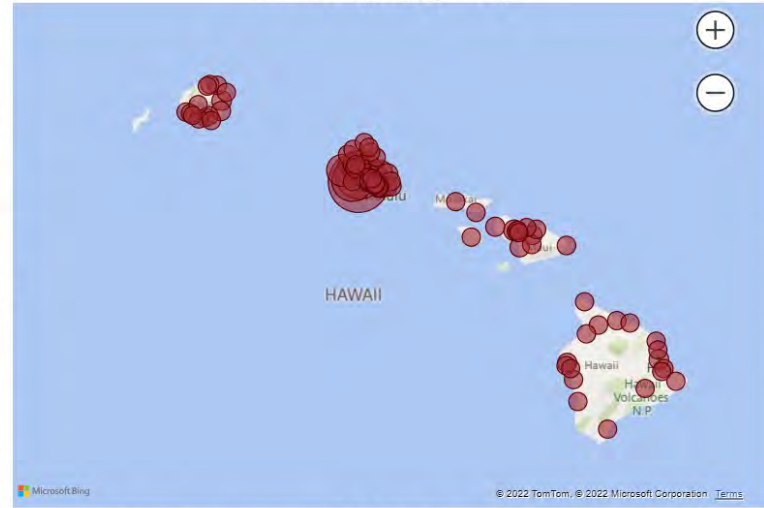
3,008



Programs



## Enrollment by Geographic Origin




UNIVERSITY of HAWAII  
WEST O'AHU

For examination of the demographic characteristics of the surrounding communities and the state of Hawai'i, including data on population, family and living arrangements, education, health, and economy, [click here](#).

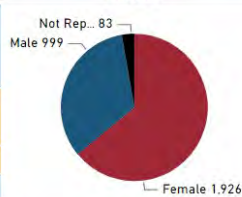


## Ethnicity

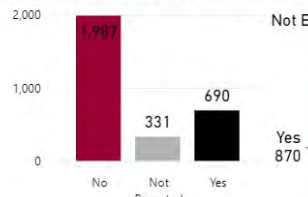


Copyright © 2021 University of Hawai'i - West O'ahu

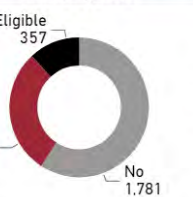
## Gender



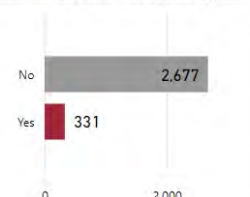
## First-Generation



## Pell Recipients



## Veteran/Active Military



NOTE: Disaggregation of data that results in cell sizes with five or less students will be suppressed.



# Divisions & Degree Programs



## Business Administration Division

### BA Business Administration

- ❖ Accounting
- ❖ Data Analytics
- ❖ Facilities Management
- ❖ Finance
- ❖ General Business Administration
- ❖ Hospitality & Tourism
- ❖ Management
- ❖ Marketing

### BS Cybersecurity

- ❖ Cyber Operations

### BAS Applied Science

- ❖ Culinary Management
- ❖ Facilities Management
- ❖ Information Security and Assurance
- ❖ Information Technology



## Humanities Division

### BA Humanities

- ❖ Film, Media & Popular Culture
- ❖ English
- ❖ Hawaiian-Pacific Studies
- ❖ History
- ❖ Mathematics
- ❖ Philosophy



## Public Administration Division

### BA Public Administration

- ❖ Disaster Preparedness & Emergency Management
- ❖ Health Care Administration
- ❖ General Public Administration
- ❖ Justice Administration
- ❖ Community Health
- ❖ Long-Term Care



## Social Sciences Division

### BA Social Sciences

- ❖ Anthropology
- ❖ Early Childhood Education
- ❖ Economics
- ❖ Political Science
- ❖ Psychology
- ❖ Sociology

- ❖ Sustainable Community Food Systems



## Education Division

### B Ed Education

- ❖ Elementary Education
- ❖ Middle-Level Education
- ❖ Secondary Education



## Mathematics, Natural & Health Sciences Division

### BS Natural Sciences

- ❖ Applied Mathematics
- ❖ Life Science
- ❖ Health Sciences

- ❖ Health Information Management
- ❖ Hawaiian & Indigenous Health & Healing
- ❖ Health Professions
- ❖ Respiratory Care



## Academy for Creative Media West O'ahu

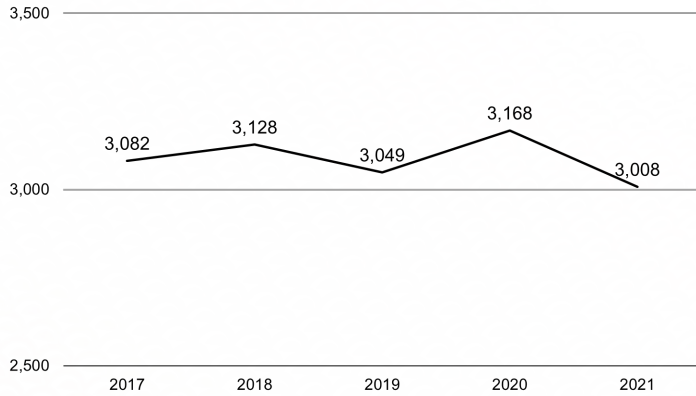
### BA Creative Media

- ❖ General Creative Media
- ❖ Design & Media Communications & New Media Technologies
- ❖ Video Game Design & Development

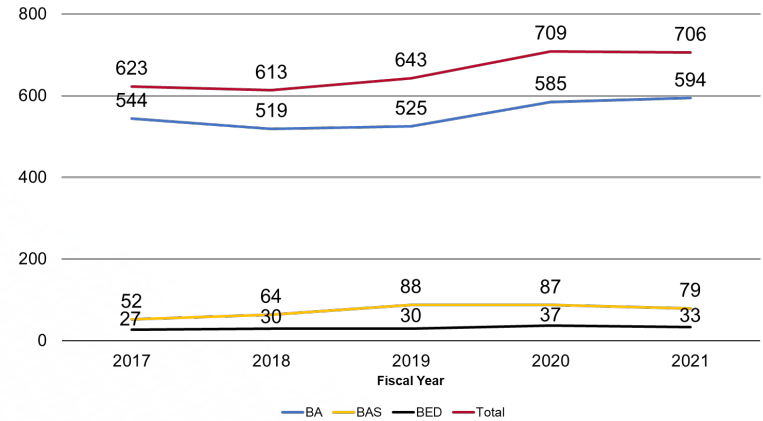
- Grey boxes represent degrees



## Enrollment Trend



## Bachelors Degrees Awarded



## 10,560\* Students Enrolled Last Five Years

Native Hawaiian

**28%**

Other Pacific Islander

**2%**

First-Generation

**25%**

Pell Grant Recipient

**30%**

Filipino

**23%**

Female

**65%**

Veteran

**9%**

Age 25+

**40%**

## 3,294 Degrees Awarded Last Five Years

Native Hawaiian

**25%**

Other Pacific Islander

**2%**

First-Generation

**22%**

Pell Grant Recipient

**35%**

Filipino

**21%**

Female

**65%**

Veteran

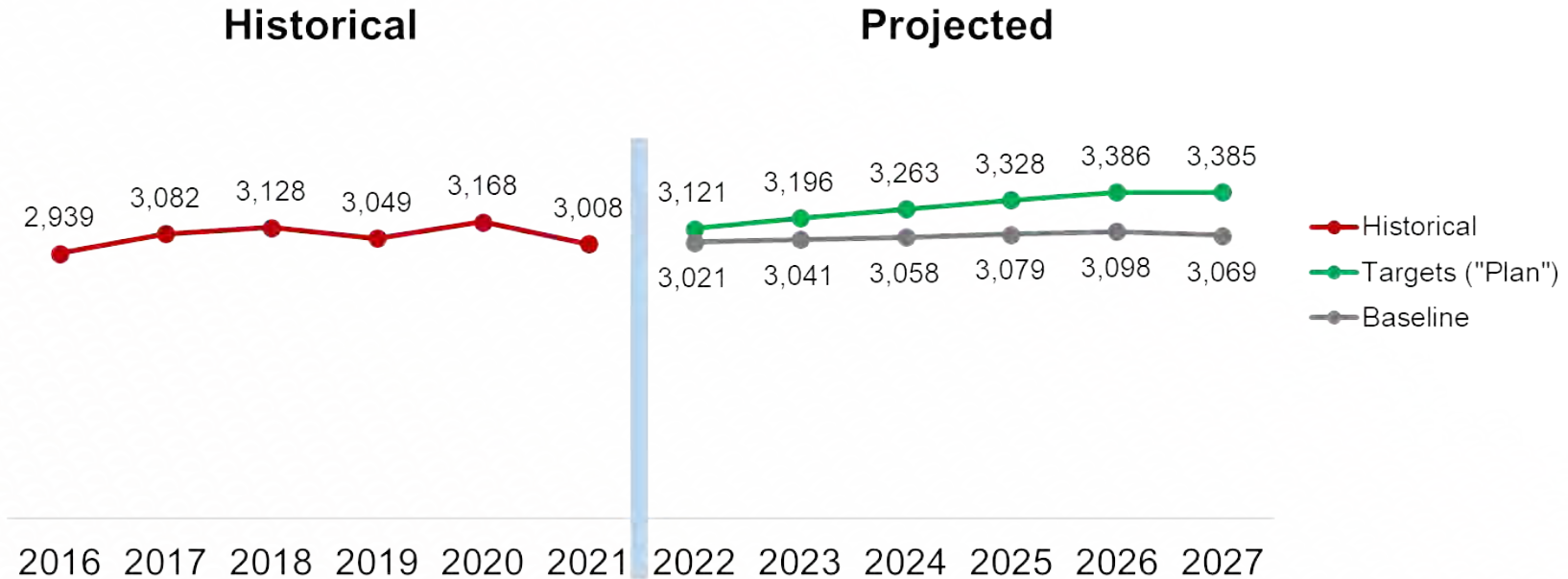
**11%**

Age 25+

**54%**

# Enrollment Projections

UH West O'ahu Fall Headcount

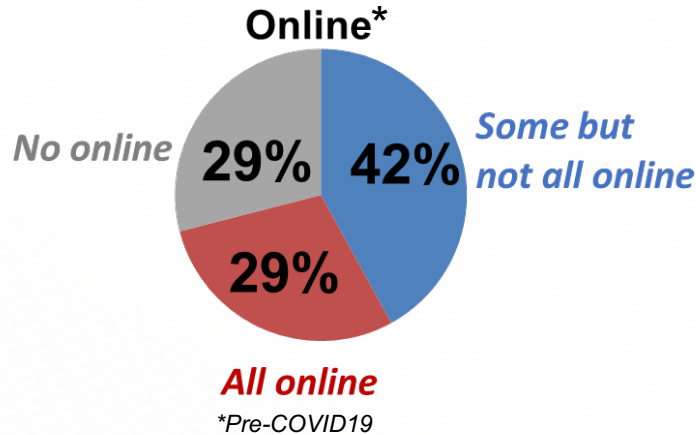


**Enrollment Plan: 3.38K within 6 years**

- +377 over Fall 2021 (12.5%)
- 1.64% average increase per year



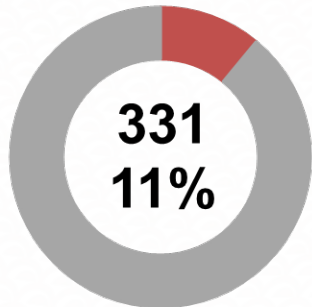
# Enrollment Actions: Targeted Populations



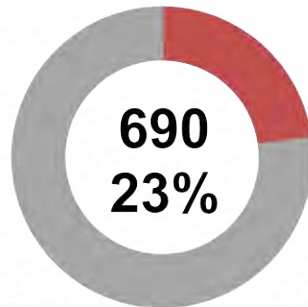
Distance Education Neighbor Island (DENI)



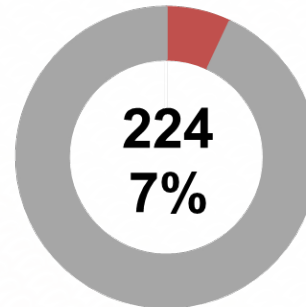
**Military Community**



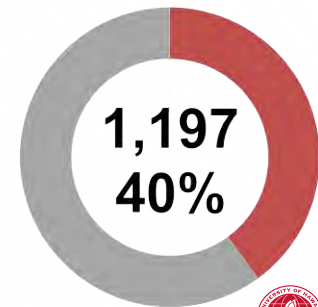
**First- Generation**



**First-Time Freshmen**



**25 Years or Older**



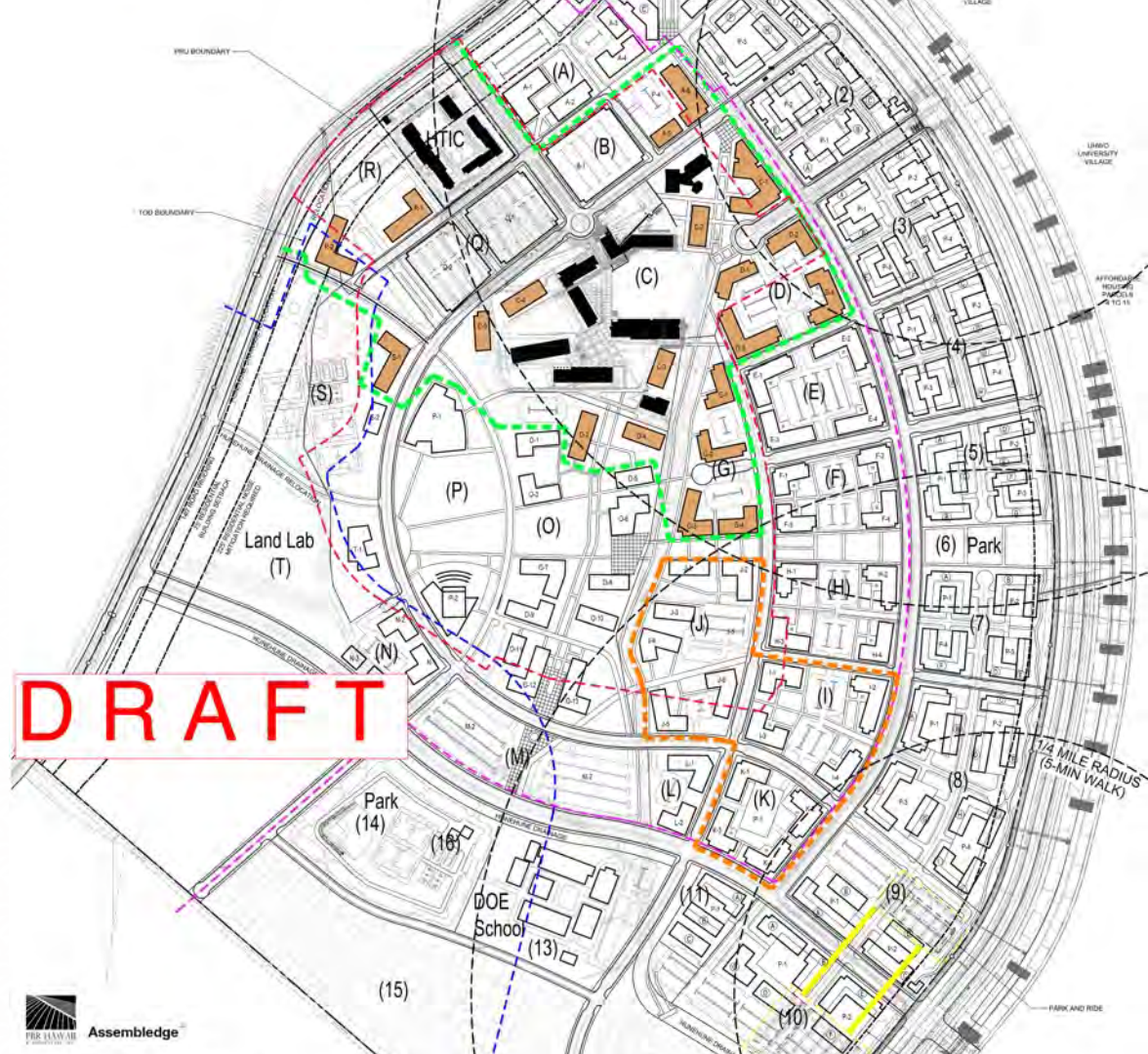
# Academic Challenges & Strategic Actions

- Revitalizing our campus and co-curricular activities.
- Optimizing our course offerings.
- Aligning our academic programs with facilities and with West Side and Hawai'i Workforce & economic needs.






# Campus Master Plan



**DRAFT**





*Mahalo  
Nūnui!*



# Faculty Senate




Dr. Mathew  
Chapman



Dr. Gloria Niles



Dr. Lisa Rosenlee



Dr. Brenda Machosky



Dr. Albie Miles

# Faculty Senate

- Faculty assisting with enrollment
- Early College Experience
- Campbell & Kapolei Career Fair
- Faculty Challenges?
- Faculty return to campus!
- Faculty service to campus





# ASUHWO Accomplishments

- Pivot to online
- Diverse student representation
- Social Media efforts
- Supporting “Revitalizing/  
Returning to Campus”  
activities and classes









*Mahalo Nūnui Kākou!*

**"I mua a loa'a ka lei o ka lanakila!"**

Let's keep moving forward together!