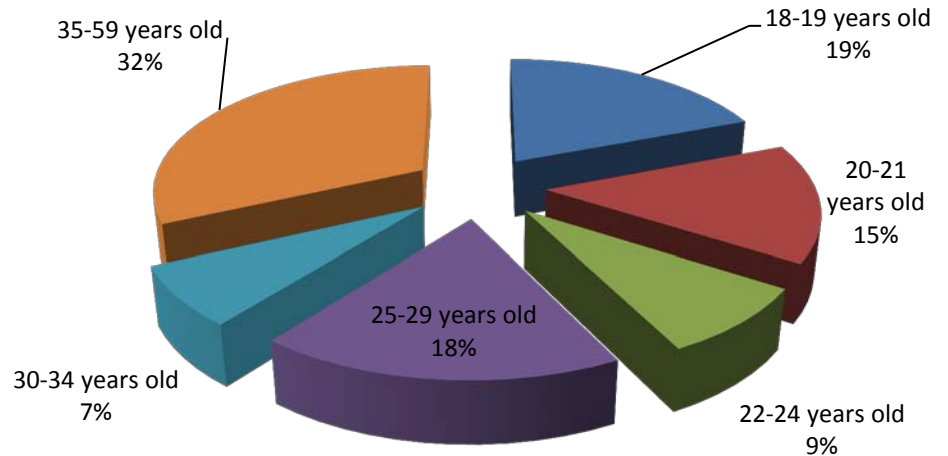


## 1. What is your age?

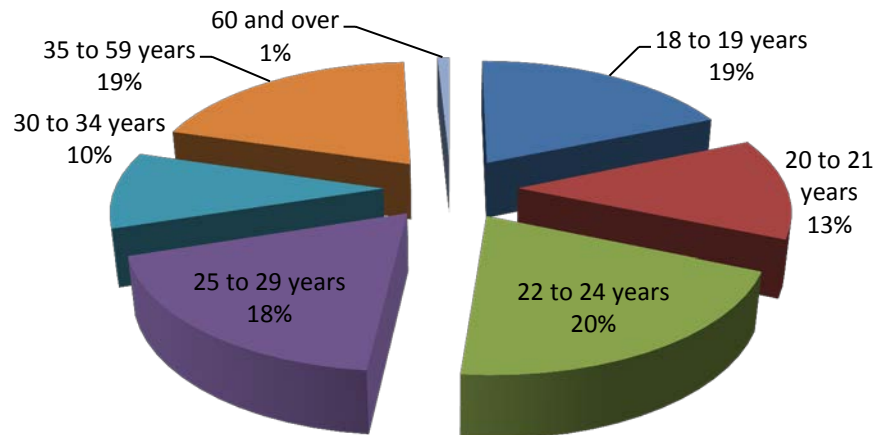
### Survey Respondents

Age	Survey Respondents
18-19 years old	18
20-21 years old	14
22-24 years old	8
25-29 years old	17
30-34 years old	7
35-59 years old	30
Grand Total	94



### UHWO Student Population Spring 2013

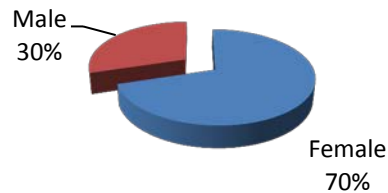
Age	total
Less than 18 years	6
18 to 19 years	354
20 to 21 years	242
22 to 24 years	385
25 to 29 years	351
30 to 34 years	183
35 to 59 years	371
60 and over	16



## 2. What is your gender?

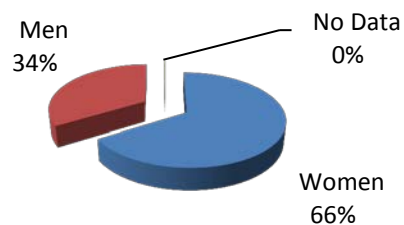
### Survey Respondents

Gender	Survey Respondents
Female	66
Male	28
Grand Total	94



### UHWO Student Population Spring 2013

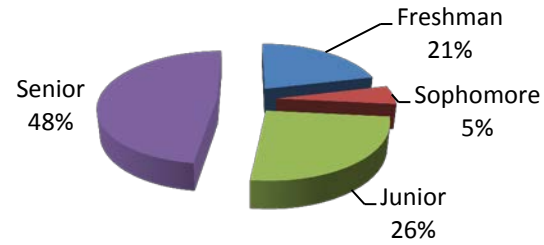
Gender	total
Male	642
Female	1,264
No Data	3



### 3. What is your academic standing?

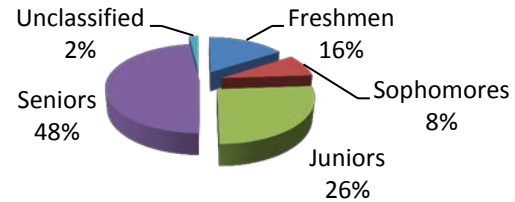
#### Survey Respondents

Academic Year	Survey Respondents
Freshman	20
Sophomore	5
Junior	24
Senior	45
Grand Total	94



#### UHWO Student Population Spring 2013

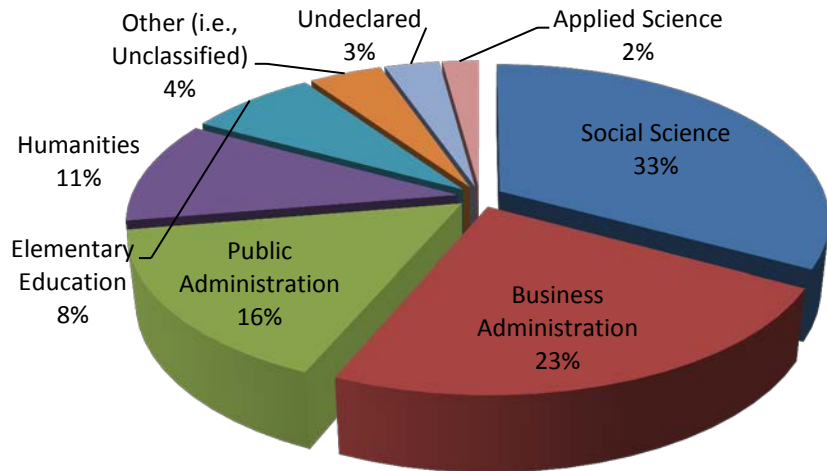
Academic Year	Total
Freshmen	297
Sophomores	154
Juniors	496
Seniors	906
Unclassified	36



### 4. What is your primary academic major

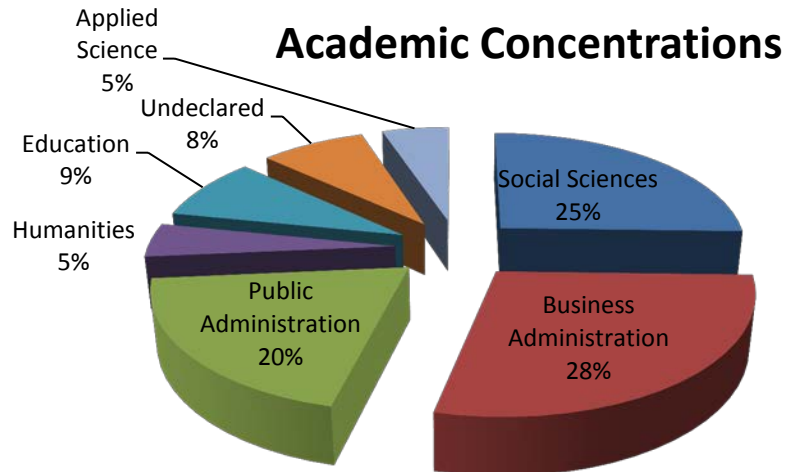
#### Survey Respondents

Academic Concentration	Survey
Social Science	31
Business Administration	22
Public Administration	15
Humanities	10
Elementary Education	7
Other (i.e., Unclassified)	4
Undeclared	3
Applied Science	2
Grand Total	94



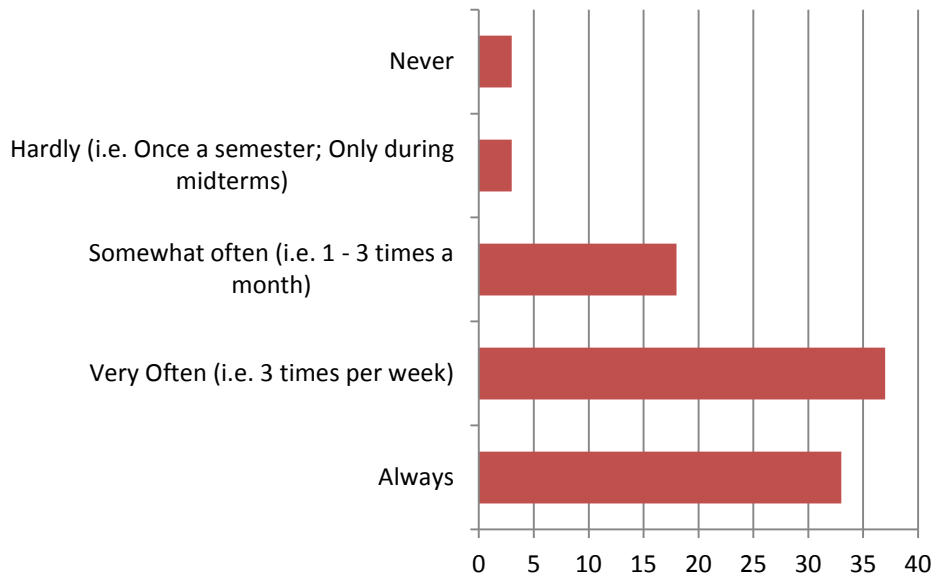
#### UHWO Student Population Spring 2013

Concentration	Total
Social Sciences	25.42%
Business Administration	28.28%
Public Administration	19.86%
Humanities	4.61%
Education	8.63%
Undeclared	8.05%
Applied Science	5.14%
Grand Total	100.00%



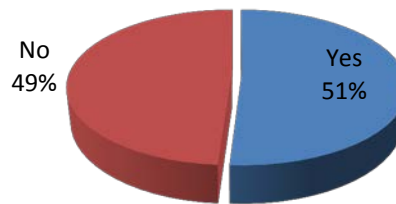
### 5. How often do you visit the library?

How often do you visit the library?	Survey Respondents
Always	33
Very Often (i.e. 3 times per week)	37
Somewhat often (i.e. 1 - 3 times a month)	18
Hardly (i.e. Once a semester; Only during midterms)	3
Never	3
Grand Total	94



### 6. Are you taking or have you taken any distance education courses at UHWO?

Distance Education	Survey Respondents
Yes	48
No	46
Grand Total	94

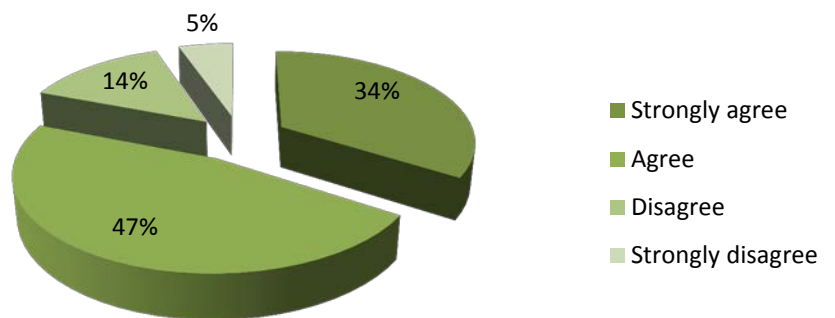


### 7. Please feel free to provide any comments as to how the UHWO Library can better service UHWO distance education students.

See attached comments

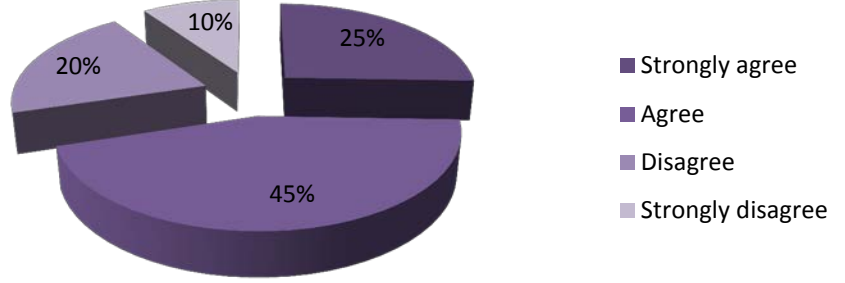
### 8. I am satisfied with the library hours.

Satisfied with library hours	Survey Respondents
Strongly agree	32
Agree	44
Disagree	13
Strongly disagree	5
Grand Total	94



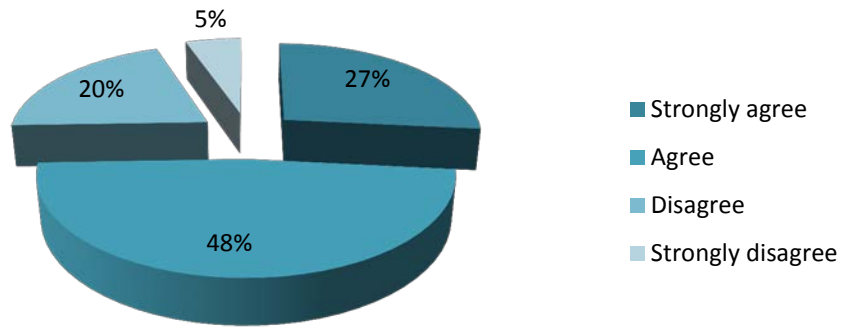
**9. There are enough computers in the library for students to use.**

Enough Computers	Survey Respondents
Strongly agree	24
Agree	42
Disagree	19
Strongly disagree	9
Grand Total	94

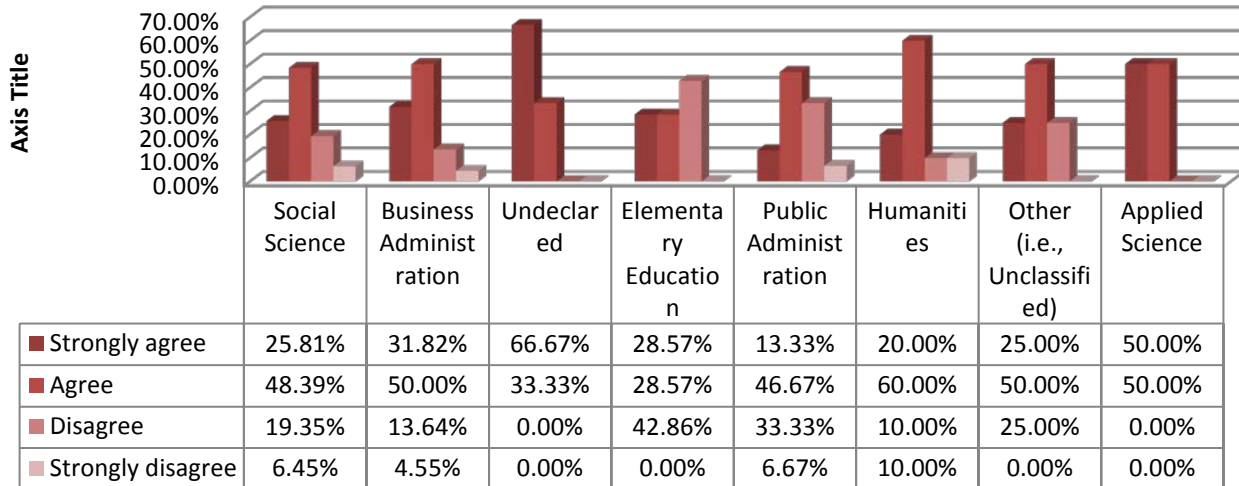


**10. There are enough print resources (books, journals, magazines) to help me complete my course assignments.**

Enough Print Resources	Survey Respondents
Strongly agree	25
Agree	45
Disagree	19
Strongly disagree	5
Grand Total	94

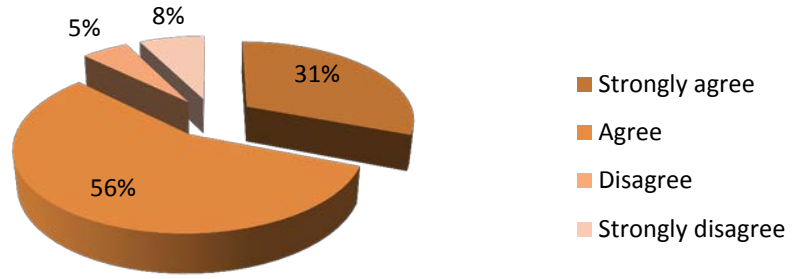


**Satisfaction with print resources based on the Academic Concentration of Survey Respondents**

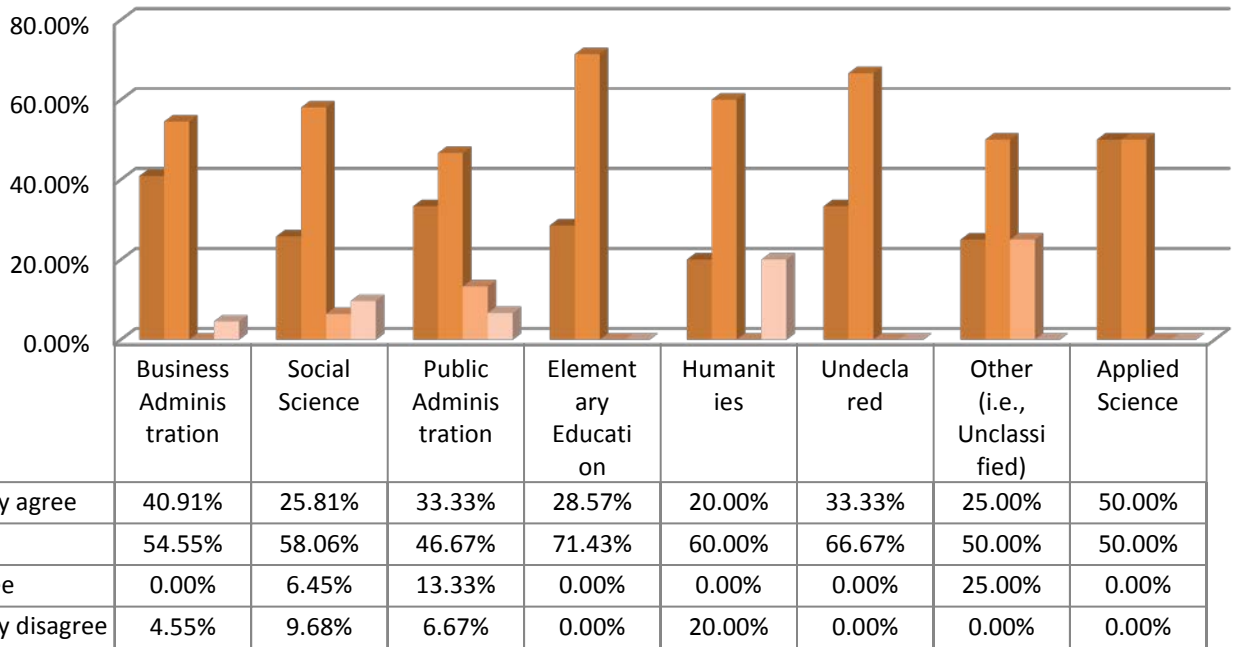


**11. There are enough electronic articles for me to access from the library databases to help me complete my course assignments.**

Row Labels	Count of Timestamp
Strongly agree	29
Agree	53
Disagree	5
Strongly disagree	7
Grand Total	94



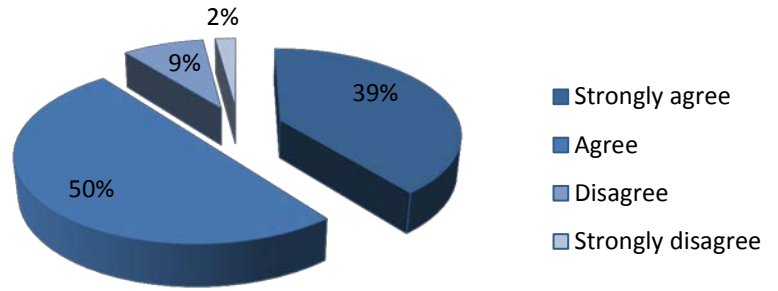
**Satisfaction with electronic article access based on the Academic Concentration of Survey Respondents**



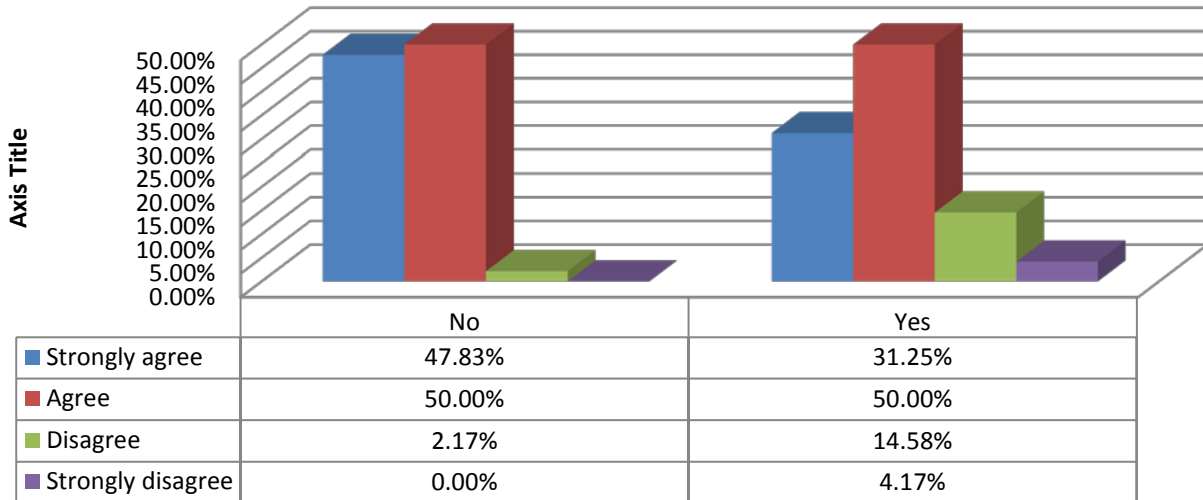
**12. The library's web site directs me to the resources and services I need to complete my coursework.**

Web site satisfaction    Survey Respondents

Strongly agree	37
Agree	47
Disagree	8
Strongly disagree	2
<b>Grand Total</b>	<b>94</b>

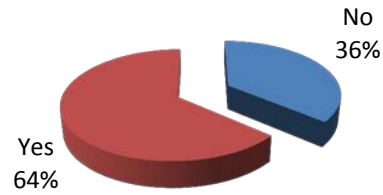


**Website Satisfaction based on whether or not students have taken distance education classes**



**13. Have you accessed and used any of the UHWO Library's e-book collections?**

E-book Use	Survey Respondents
No	34
Yes	60
Grand Total	94



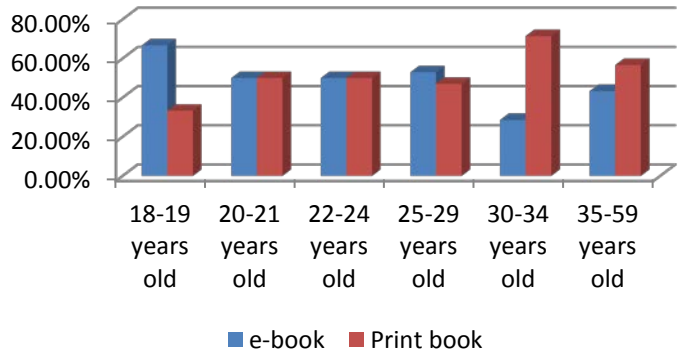
**14. If you had to choose between using an e-book or a print book, which would you prefer?**

E-book or Print Book	Survey Respondents
e-book	47
Print book	47
Grand Total	94



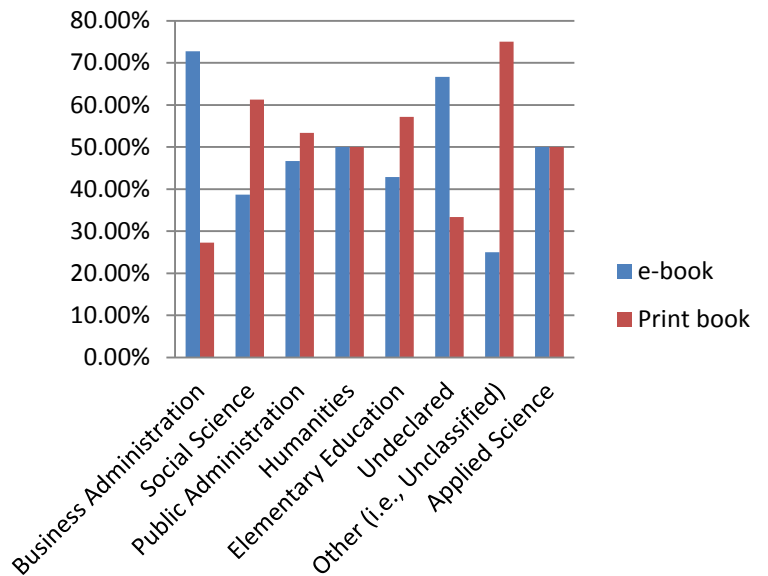
**E-book or Print Book Preference based on the Age of the Survey Respondents**

Row Labels	e-book	Print book	Grand Total
18-19 years old	66.67%	33.33%	100.00%
20-21 years old	50.00%	50.00%	100.00%
22-24 years old	50.00%	50.00%	100.00%
25-29 years old	52.94%	47.06%	100.00%
30-34 years old	28.57%	71.43%	100.00%
35-59 years old	43.33%	56.67%	100.00%
Grand Total	50.00%	50.00%	100.00%



**E-book or Print Book Preference based on the Academic Concentration of Survey Respondents**

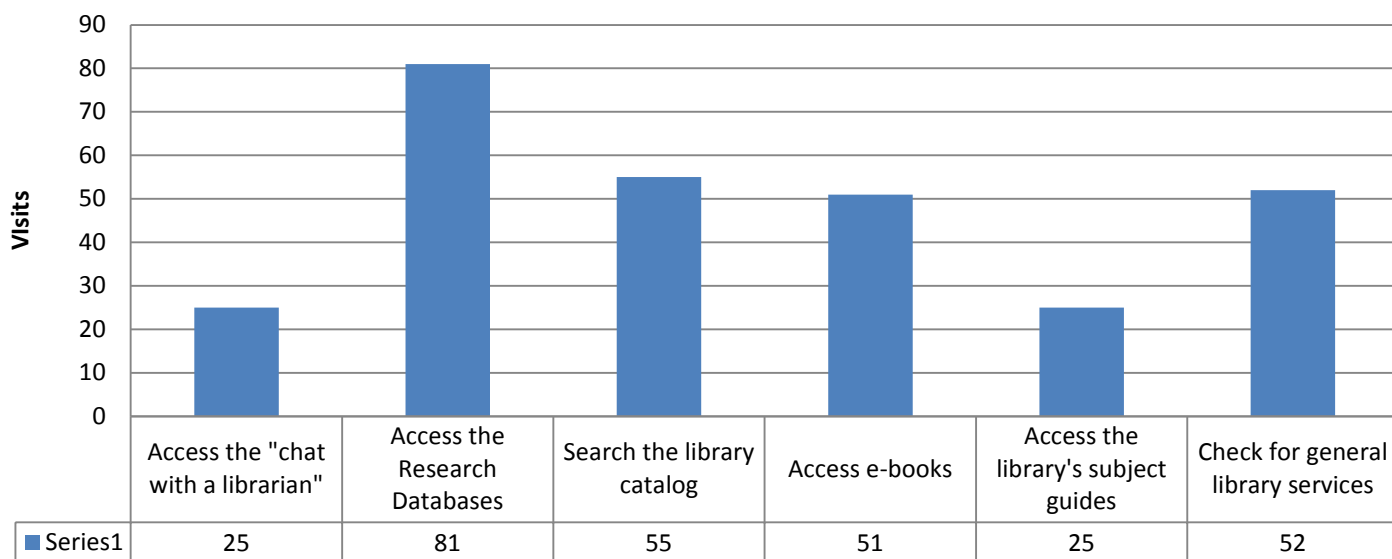
Row Labels	e-book	Print book	Grand Total
Business Administration	72.73%	27.27%	100.00%
Social Science	38.71%	61.29%	100.00%
Public Administration	46.67%	53.33%	100.00%
Humanities	50.00%	50.00%	100.00%
Elementary Education	42.86%	57.14%	100.00%
Undeclared	66.67%	33.33%	100.00%
Other (i.e., Unclassified)	25.00%	75.00%	100.00%
Applied Science	50.00%	50.00%	100.00%
Grand Total	50.00%	50.00%	100.00%



**15. Please explain your response**

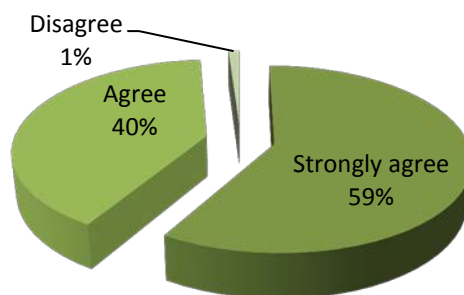
See attached comments

16. I access the library's web site to: (check all that apply)



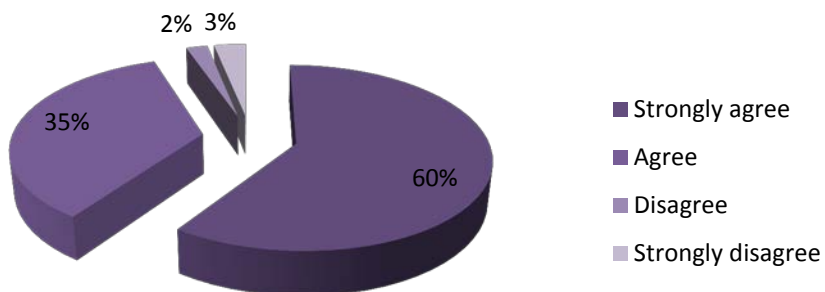
17. The librarians are helpful in guiding me to the resources I need for my courses

"Librarians are helpful..."	Survey Respondents
Strongly agree	55
Agree	38
Disagree	1
Strongly Disagree	0
<b>Grand Total</b>	<b>94</b>



18. I am satisfied with the physical layout and space (i.e. furniture and study areas) in the library.

"Satisfied with physical layout..."	Survey Respondents
Strongly agree	56
Agree	33
Disagree	2
Strongly disagree	3
<b>Grand Total</b>	<b>94</b>



19. What new services or materials would you like to see added to the library?

See attached comments

20. If you had a Library Information Literacy Session (Library Instruction), how has it helped with your research?

See attached comments

21. Please feel free to include any additional comments regarding the library, library staff, library services and the web site.

See attached comments



### Number of daily survey responses

